



*Universitas Studiorum Melitensis  
Medicinae Chirurgiaeque Facultate*

# *Roll of Honour*



*C. Savona-Ventura  
C. Borg-Galea*



UNIVERSITAS STUDIORUM  
MELITENSIS

MEDICINAE CHIRURGIAEQUE  
FACULTATE

ROLL OF HONOUR

**C. SAVONA-VENTURA  
C. BORG GALEA**

**UNIVERSITAS STUDIORUM  
MELITENSIS  
MEDICINAE CHIRURGIAEQUE  
FACULTATE**

**ROLL OF HONOUR**

**Faculty of Medicine & Surgery  
University of Malta**

Published by  
Faculty of Medicine & Surgery, University of Malta

© C. Savona-Ventura, C. Borg Galea 2007

All rights reserved. No part of this publication may be reproduced,  
stored in a retrieval system or transmitted to any form by any means,  
electronic, mechanical, photocopying, recording or otherwise, without  
the previous permission in writing of the publisher.

First published 2007

ISBN: 978-99932-0-536-4 Limp edition  
ISBN: 978-99932-0-537-1 Hard edition

Printed by Publishers Enterprises Group (PEG) Ltd, Malta

# Contents

Foreword by Prof. Godfrey LaFerla – Dean of the Faculty .....	7
1. Introduction .....	9
History of Medical Education in Malta .....	9
History of the Medical School Library .....	15
Anatomical Sculptures .....	17
2. Biographies .....	25
Introduction .....	25
Appointed Professors/teachers in the Faculty .....	27
Maltese Personalities .....	29



# Foreword

It is with great pleasure that I gave my consent for the publication of the book *Universitas Studiorum Melitensis – Medicinae Chirurgiaeque Facultate: Roll of Honour* under the publishing ageneses of the Faculty of Medicine and Surgery. Any teaching institution is as strong as its teachers. The Malta Medical School has a three century continuous history of excellence in the field of medical education being set up originally by Grandmaster Fra' Nicolas Cotoner in 1676 as a School of Anatomy and Surgery and formalised as a university faculty by Grandmaster Fra' Manuel Pinto de Fonseca in 1771. Throughout the years the Faculty has been served by a series of personalities who have given a sterling contribution to maintaining the standards of medical care on the Maltese Islands. Besides giving an outline of the history of the Faculty of Medicine and Surgery in Malta and the teaching aids used in medical education; this book catalogues the various paintings and sculpture busts of several personalities held by the Medical School. It gives a biographical outline of each personality with the aim of providing a better appreciation of each individual's contribution to medical education and progress in Malta for in the words of the fourteenth century surgeon Guy de Chauliac "*We are like children standing on the shoulders of a giant, for we can see all that the giant can see, and a little bit more*".

The Medical School has throughout the years accumulated a number of artefacts, certificates and portraits pertaining to the medical history heritage of the Maltese Islands. In recent years these artefacts have been re-organised in a small but important collection which may serve in the future as a nucleus for a formal medical history museum. Obviously this endeavour would not have been possible without the various donations made by retired medical personnel and their families. The Medical School greatly appreciates all medical heritage gifts. Besides serving as a depository of medical artefacts, the Medical School portrait collection also forms part of Malta's artistic heritage since it includes portraits by past and present renowned Maltese artists including Giuseppe Cali (1846-1930), Lazzaro Pisani (1854-1932), Giuseppe Duca (1871-1948), Edward Caruana Dingli (1876-1950), Louis Naudi (1907-1979), William Apap (1918-1970), Esprit Barthet (1919—), Raymond Pitre' (1940—), and Luciano Micallef (1954—).

The compilers of this book, together with the remaining members of the Faculty's Library and Museums Subcommittee, need to be congratulated for their endeavours. The staff at Publishers Enterprises Group (PEG) Ltd has with great patience guided the production to the high quality standard it has achieved.

Prof. Godfrey LaFerla  
*Dean of the Faculty*



# Introduction

## History of Medical Education in Malta

Attempts at introducing formal medical education in the Maltese Islands can be dated to the establishment of the first *School of Anatomy and Surgery* in Malta by Grandmaster Nicholas Cottoner in 1676 and further strengthened by the foundation of the *Collegio Medico* by Grandmaster Pinto in 1771.

On 19<sup>th</sup> October 1676, Grandmaster Nicolò Cottoner formalized medical teaching at the *Sacra Infermeria* by the appointment of Fra Dr. Giuseppe Zammit as *lettore* in Anatomy and Surgery, while the School of Anatomy and Surgery was founded on the 19<sup>th</sup> December 1676 at the Grandmaster's expense. Instruction in theoretical anatomy and surgery was given to the barber-surgeons of the *Sacra Infermeria* and to all other youths who aspired to join the surgical profession provided that they could read and write. Later lectures in the surgical aspects of physiology, pathology, semiotics, hygiene and therapeutics were added to the curriculum. By 1682


the course in surgery lasted ten years. A set of rules governing the teaching of surgery and anatomy were published in 1729 and revised in 1739.

After the expulsion of the Jesuit Order from Malta in 1768, Grandmaster Pinto de Fonseca appropriated all the revenue accruing from its property in the Island with the aim of establishing a *Pubblica Università di Studi Generali* in the *Collegium Melitense* which had been set up through direct papal intervention in 1592 and which had been run by the Jesuits to teach Philosophy, Theology, Grammar and Humanities. The decree constituting the University was signed by Pinto on the 22<sup>nd</sup> November 1769, having been authorized to do so by the papal brief *Sedula Romani Pontific* received on the 20<sup>th</sup> October 1769. On the 25<sup>th</sup> May 1771, a *Collegio Medico* was set up as one of the faculties. At the time of foundation of the University, the *Principe dell'Accademia dei Medici* was Michelangelo Grima who also held the Chair of Anatomy and Surgery. The first statute of the new university was published on the



The Sacra Infermeria, Valletta






AOM 262, fol.61: Entry dated 19<sup>th</sup> December 1676 setting up the School of Anatomy & Surgery by Grandmaster Nicholas Cottoner

Nicholas Cottoner (Aragonese) elected Grandmaster 1663, died 1680

22<sup>nd</sup> May 1771. The Medical Course lasted for five years, the student obtaining a Bachelorship after two years, a Licentiate after four years and the Doctorate after the final year. The subjects studied included botany, chemistry, anatomy, surgery and medicine. The license to practice the profession was only given after serving six years at the Infirmary. Clinical teaching was conducted in the wards of the *Sacra Infermeria* and the *Casetta delle donne*.

Anatomical teaching was carried out in dissecting rooms situated opposite the *Sacra Infermeria*. In the late 18<sup>th</sup> century, the anatomical theatre was in North Street facing the *Infermeria*. The “main door, situated next to the Nibbia Chapel, led to a large semi-circular hall which had 5 windows looking on to the street. Three dissecting tables were placed under these windows. On the wall opposite to the semi-circular side were 2 inscriptions, one reading “*ex morte vita*” and the other



The Nibbia Chapel, Valletta





Anatomical dissection in Sacra Infermeria (reconstruction)  
*(Mediterranean Conference Centre)*





*Abernethy's dictum "He who will not dissect the dead will mangle the living". In the centre of the hall were 2 large columns supporting the first floor, while at the farthest was a partition behind which were cupboards containing around 3,000 sets of human bones. A small door led to an area under a flight of steps where the wash-basins were situated and from where one then passed to the outside into the Nibbia Cemetery. Just by the main door was a flight of steps leading on to the first floor. The larger part of this floor was used as a lecture hall, while a small area just above the main door served as a Museum where several preserved specimens were kept. The farthest part of this floor was cut off to form the Professor's office".*

With the occupation of the Islands by the French in 1798, formal University teaching was abolished by General Napoleon Bonaparte by degree published 18<sup>th</sup> June 1798. A few weeks after the French were forced to leave, Sir Alexander Ball re-instituted the University on 6<sup>th</sup> November 1800 and medical studies were resumed that same year with the first three doctors qualifying in 1804. During the first two decades of the nineteenth century, only a licentiate was granted to successful candidates. The doctorate was introduced in 1822, this being granted a year after the end of studies. The licentiate was abolished in 1838 after the publication of the 1838 Fundamental Statute of the University of Malta which brought the medical faculty into line with medical schools in England. In 1898-99 permission was granted to medical graduates from Malta to sit for the final examination of the Conjoint Board of the Royal College of Physicians and the Royal College of Surgeons, and for the diploma of the Society of Apothecaries of London. In 1901 the Medical Degree of the Malta University obtained official recognition throughout the British Empire and entitled graduates to be registered in England as Colonial Practitioners. This recognition was suspended after 1977 as a result of a trade-unionistic dispute between the medical profession and the Government. Recognition for temporary registration in the United Kingdom was eventually re-established in 1986.

Academic and Clinical teaching throughout the 19<sup>th</sup> and early twentieth century continued in the University premises in the buildings of the old *Collegium Melitense* and in the sequential civil hospitals serving the Maltese population – Civil Hospital and *Casetta delle donne* in Valletta [until 1850] and the Civil Hospital for male and female patients in Floriana [after 1850]. Anatomical teaching took place in dedicated buildings.

Through the agency of Prof. Gavino Portelli, an anatomical theatre was built in 1822-23 in the courtyard of the Civil Hospital also in the vicinity of the Nibbia Chapel; however this survived only until the move of the Civil Hospital from Valletta to the Central Hospital in Floriana in 1850. Anatomical teaching reverted back to the Nibbia dissecting rooms, which continued being



Collegium Melitense, Valletta

used until their destruction in 1942 during the Second World War. Anatomical dissection was in the post-war period transferred to a small room at the back of the Argotti Gardens in Floriana. The facilities here were inadequate with lack of refrigeration requiring the cadavers to be covered with formalin-soaked sacking in between dissection sessions. Laboratory studies in chemistry, physics and biology continued in rooms situated in the University. Clinical teaching gradually migrated to the new hospital building – St. Luke's Hospital – at Gwardamangia in the late 1940s.

In 1947, a series of University reforms resulted in an eventual clash of interest between the University and the Government. This clash led to the setting up of a Commission in 1957 under the chairmanship of Lord Hector Hetherington to assess the situation and propose remedies. The Commissioners expressed their doubt about the suitability of the old University building in Valletta, even considering the newly built Evans Laboratories close-by that were scheduled to house the science and anatomical laboratories. These views were echoed by John Cronin who was appointed in 1956 to report on the medical services of Malta. He further added that *"The accommodation available for medical students seemed to me quite insufficient. I consider, therefore, that the building of a Medical School of adequate size, equipment and teaching staff is a necessity; which requires early attention, if doctors qualifying in Malta are to receive suitable training ...."*





Anatomy Laboratory, Argotti Gardens, Floriana

*It is my view that in conformity with the well-tried practice of British medical schools, all students studying clinical subjects should be appointed as clinical clerks or surgical dressers to individual members of the*

*Visiting Staff of St. Luke's Hospital for convenient periods .... The duties of these students would be to examine, keep notes, do dressings, perform simple treatment under supervision, and attend operation on*



Anatomical Laboratory, Evan Laboratories





Evans Laboratories, Valletta

*the patients allotted to them .... These appointments would of course be unpaid”.*

The recommendations of the Hetherington Report were gradually adopted. The Anatomy Dissection rooms were transferred from the totally inadequate Argotti Garden Laboratory to a more modern set-up with cadaver refrigeration facilities in the ground floor level at Evans Laboratories. The University Science Laboratories were also transferred to the new building. These facilities were long overdue. The medical student journal, in a 1952 editorial commented that *“The new laboratories, so long promised, are now, we are glad to say making their appearance very close to the main University building in Valletta. They have been sorely missed and several generations of medical students have had to make do with temporary facilities during their pre-clinical days. Soon, it is hoped, the pre-clinical years will be more adequately and more comfortably catered for than before”.*

Further funds allowed the building of a dedicated Medical School at Pieta-Gwardamangia, within the grounds of St. Luke’s Hospital. The building of the Medical School was completed in 1963 and was in use during the academic year 1963-64. Clinical studies



Faculty of Medicine & Surgery, University buildings, Msida





Medical School, St. Luke's Hospital, Gwardamangia

could thus be transferred to the new facilities. Pre-clinical studies and the Faculty of Science remained at Evans Laboratories. In 1964 also, the Foundation Stone of a new University building was laid down at Msida by the Hon. Mr. Duncan Sandys, Secretary of State for Commonwealth Relations during the Independence Celebrations. By October 1967, the first stage of the project was completed and science facilities were ready to be occupied. These included the Physics & Mathematics Block, the Chemistry and Pharmacy Building, and the Biological Science Building housing Biology, Physiology & Biochemistry, Anatomy and Dental Surgery. The facilities in Evans Laboratories, together with those in the Valletta University buildings were utilized to set up the University VI<sup>th</sup> Form – named Junior College. This ran the preparatory courses in Arts and Sciences leading to the Advanced level General Certificate of Education Examinations that were made a requirement for University entry. The Junior College was eventually amalgamated with other VI<sup>th</sup> Forms and placed under the direction of the Department of Education in 1973. This educational institution was subsequently transferred to new premises and Evans Building was used to house several government departments.

### ***History of the Medical Library in Malta***

The first dedicated medical library in Malta dates to 1687 when Fra G. Zammit donated his personal collection of about 1500 medical books to the *Sacra Infermeria* for use by the hospital professional staff. These were housed in an annex of the hospital, and were managed by the secretary of the *Accademia Medica*. In 1797, because the collection was found to be in a state of ruin, the medical books were transferred to the Public Library at *Il Forfantone* established originally in 1555. The Public Library collection was in 1813 transferred to a dedicated building – the present *Bibliotheca*. In 1833-34, the President of the General Council of the University – the hon. John Hookham Frere – made a significant donation of 33 medical works comprising eighty-five volumes to the Public Library collection with the specific intention of being “*for the use of the young students of the medical art*”.

The need to make available medical texts to practitioners was strongly felt and efforts were made to augment the medical literature. By 1824, the medical officers had founded a good medical library in the general hospital for use by the medical personnel. In



**John Hookham Frere:** *Born:* London 21/05/1769; *died:* 07/01/1846. **Education:** Eton and Cambridge University, London. **Career:** embarked on a diplomatic career becoming Foreign Under-Secretary [1791-1802], envoy to Lisbon [1800-1802], Minister to Madrid [1802-1804, 1808]; Privy Councillor [1805-1808]. Settled in Malta in 1821 on account of

his wife's frail health. Turned to cultural study and works. As part of the university reforms, Governor Francis Rawdon, Marquis of Hastings appointed Frere as Chairman of the University General Council, a tenure retained until 1833. At end of the tenure, Frere donated to the *Bibliotheca* a number of medical books for the use of the medical students of the university. Frere purchased the donation consisting of 33 works in 85 volumes at a cost of £100.

**References:** P. Cassar: *The John Hookham Frere Memorial Medical Library and the Origins of the Malta Medical School*. University Press, Malta, 1985, +37p; E.G. Montanaro: John Hookman Frere (1769-1846). *Civilization. An Encyclopedia on Maltese Civilization, History and Contemporary Arts*. 1984, 3(4):p.767-769

#### **Subject Classification of the Books Donated by J. Hookham Frere**

##### *Anatomy*

- Barclay, J. *The Anatomy of the Bones of the Human Body*, Edinburgh, 1829.
- Bayle, A.L.J. *Piccolo manuale di anatomia descrittiva ovvero descrizione succinta di tutti gli organi dell'uomo*, Pesaro, 1827, 2 Vols.
- Meckel, G.F. *Manuale di anatomia*, Napoli, 1826-7, 4 Vols.

##### *Chemistry*

- Berzelius, J.J. *Trattato elementare di chimica teorica e pratica*, Milano, 1826, 4 Vols.
- Brande, W.T. *A Manual of Chemistry Containing the Principal Facts of the Science*, London, 1833, 2 Vols.

##### *Dermatology*

- Bateman, T. *Compendio pratico delle malattie cutanee ordinate secondo il sistema nosologico del Dott. Willan*, Pavia, 1821, 2 Vols.

##### *Forensic Medicine & Toxicology*

- Christison, R. *A Treatise on Poisons in Relation to Medical Jurisprudence, Physiology and the Practice of Physic*, Edinburgh, 1832.
- Orfila, M.P. *Tossicologia pratica coll'aggiunta della medicina legale riguardante il veneficio*, Livorno, 1828, 2 Vols.

##### *History of Medicine*

- Sprengel, K. *Storia prammatica della medicina*, Venezia, 1812, 12 Vols.

##### *Materia Medica & Therapeutics*

- Frank, P. *Maniera di curare le malattie umane*, Pisa, 1815, 11 Vols.
- Thomson, A.T. *Elements of Materia Medica and Therapeutics*, London, 1832, 2 Vols.
- Lugol, J.C.A. *Memoire su l'emploi de l'iode*, Paris, 1829.

##### *Medical Ethics*

- Angeli, L. *Il medico giovane al letto dell' ammalato istruito nei doveri di medico politico e di uomo morale*, Padova, 1825, 2 Vols.

##### *Medicine*

- Mason Good, J. *The Study of Medicine*, London, 1829, 5 Vols.

##### *Midwifery*

- Burns, J. *The Principles of Midwifery including Diseases of Women and Children*, London, 1832.

##### *Natural History*

- Smith, J.E. *An Introduction to the Study of Botany*, London, 1833.
- Blumenbach, C.F. *Manuale della storia naturale*, Milano, 1826, 6 Vols.

##### *Ophthalmology*

- Mackenzie, W. *Practical Treatise on the Diseases of the Eye*. London, 1830.

##### *Paediatrics*

- Ballard, C.M. *Traite des maladies des enfants nouveaunes et a la mamelle. Augmentie d'un memoire medico-legal sur la viabilite du foetus*, Paris, 1833.

##### *Parasitology*

- Bremser, M. *Traite zoologique et physiologique sur les vers intestinaux de l'homme*, Paris, 1828.

##### *Pathology General*

- Baille, M. *The Morbid Anatomy of Some of the Most Important Parts of the Human Body*, London, 1833.
- Craigie, D. *Elements of General and Pathological Anatomy*, Edinburgh, 1828.
- Hartman, F.C. *Istituzioni dipatologia generale*, Padova, 1828.
- Thomson, J. *Lezioni sull'inflammazione*, Pavia, 1819-22, 4 Vols.

##### *Pathology Special*

- Hodgson, J. *Trattato delle malattie delle arterie e delle vene*, Milano, 1823, 2 Vols.
- Brodie, B.C. *Lectures on the Diseases of the Urinary Organs*, London, 1832.

##### *Physics*

- Arnott, N. *Elements of Physics or Natural Philosophy*, London 1833, 2 Vols.

##### *Physiology*

- Alison, W.P. *Outlines of Physiology and Pathology*, Edinburgh & London, 1833.

##### *Surgery*

- Sprengel, K. *Istoria delle principali operazioni di chirurgia*. Firenze, 1815, 2 Vols.
- Larrey, J.D. *Clinique chirurgicale exercee particulierment dans les camps et les Hospitaux Militaires depuis 1792 jusqu'en 1829*. Paris, 1829, 5 Vols.
- Lawrence, W. *Trattato delle ernie*, Milano, 1820, 2 Vols.

##### *Medical & Surgical Dictionaries*

- Aquilino, B. *Dizionario etimologico di tutti i vocaboli usati nella medidna, chirurgia, veterinaria, farmacia, chimica, storia naturale, fisica e astronomia*. Napoli 1822, 2 Vols.
- Cooper, S. *Dictionary of Practical Surgery*, London, 1830.



1806, the British garrison set up a subscription general library first situated in one of the rooms of the Public Library, but after 1854 was housed in a building on the left-hand side of the Main Guard in Valletta. This contained books covering a wide range of topics. There were also books on medicine, surgery and the accessory sciences. Subscription was against payment for all the officers and gentlemen holding a civil appointment. No fee was requested from private individuals who wished to subscribe, though temporary subscribers were obliged to pay a monthly fee. Besides books, the Garrison Library also provided a good supply of newspapers and periodicals that were made available in a reading-room. The Garrison Library continued its service until 1964 when its collection was distributed between the University and Public Libraries. The role of the Garrison Library was then taken over by the British Council Library. The British Council was set up in Malta in 1939 being first housed in the Auberge d'Aragon in Valletta and eventually moving to Independence Square in Valletta. This worldwide organisation was set up with the aims of helping in the educational and cultural activities in foreign countries. In Malta, it contributed by distributing scholarships and sponsored overseas visits to Maltese students, by donating books to various local libraries, and by bringing over specialists to lecture in Malta in various topics. Its library held a large number of fictional and reference books. It included medical reference books and periodicals for the use of doctors and medical students.

Medical associations also attempted to make available medical literature for their members. The main aim of the *Societa Medica d'Incoraggiamento* founded in 1837 was the diffusion and advancement of knowledge in medicine and the allied sciences through the circulation of medical literature and personal clinical observations. By 1843, the society had sixty-four books on its shelves. Similarly the *Camera Medica* set up in 1885 and the *Malta Branch of the British Medical Association* set up in 1888 both aimed at promoting the medical and allied sciences and providing foreign scientific journals to local doctors. The collection of bound journals and periodicals of the *BMA [Malta Branch]* were in October 1955 deposited on permanent loan in the budding Medical School Library.

In June 1834, the Malta University undertook to establish a general library that by 1838 was housing 103 works including 63 works dealing with medicine, physics, chemistry and botany. In January 1839, the University's collection was merged and transferred to the Public Library – an arrangement that lasted only until November 1842. The University was to remain without an organised library of its own for more than a century, its holdings being limited to occasional purchases and bequests. A Research Library was formed in 1947 with the help of a grant from the Colonial Development and Welfare Fund, but until 1950 the

number of books on science “*did not amount to much*” since these were considered “*too costly*” and beyond the limited resources of the University budget. In 1954, the University authorities entered negotiations with the Ministry of Health for the latter to provide temporary provision of space to deposit the medical section of the University Library. Facilities were provided in one of the rooms of the newly built outpatients' block of the hospital and the Medical Library was set on the 23<sup>rd</sup> August 1955. This University collection was further augmented by the deposition as a permanent loan of the bound journals and periodicals of the *BMA [Malta branch]*. The science section of the University Library was transferred to a library set up in Evans Building, while the Medical Library was transferred from the Outpatients' Block of St. Luke's Hospital to the newly built Medical School premises on the 7<sup>th</sup> March 1963.

### Anatomical Sculptures

The formal study of anatomy and surgery was introduced in Malta by Grandmaster Nicolas Cottoner when he set up the School of Anatomy and Surgery at the *Sacra Infermeria* on the 19<sup>th</sup> December 1676, and appointed Fra Dr. Giuseppe Zammit as the first *lettore*. Zammit was primarily a physician and was criticised that he did not dissect the cadaver nor hold demonstrations for the instructions of his students. He was however probably familiar with the practical anatomical dissection since his belongings apparently included a set of anatomical instruments. Anatomical training remained purely theoretical even during the tullage of Zammit's successor Dr. Giuseppe Farrugia. Practical anatomy was introduced after the appointment of Dr. Gabriele Henin in 1723. This appointment was made “*In order to insure that the knowledge acquired in Florence by the surgeon Gabriele Henin, at the expense of the order, be used on behalf of the patients in our Holy Infirmary, we grant him a monthly salary of twelve scudi with the understanding that he will teach the young students practical anatomy and lithotomy and will do whatever may be assigned to him by the chief of the hospital and the other medical men in the service of the patients of the Holy Infirmary*”. In anticipation to Henin's appointment, a dissection room had been built in the cemetery of the *Sacra Infermeria* and the necessary instruments were obtained from Paris. Dissection material was readily available since the corpses of all persons dying in the *Sacra Infermeria*, including all the Knights, were to undergo post-mortem dissection. However, since effective preservation and refrigeration methods had yet to be developed, regular anatomical teaching required the use of teaching aids. These included anatomical drawings prepared by renowned artists such as Antoine Favray who in 1741 was commissioned to prepare anatomical drawings. Other medical drawings showing surgical pathology accompany the publications published by several Maltese surgeons.



Two anatomical  
drawings by  
Favray

### ***Sculptures in Wax***

The Faculty of Medicine and Surgery has among its historical holdings a number of wax models depicting a series of anatomical dissections and dermatological conditions. The origins of the former group have been

rather arbitrarily attributed to a donation recorded in 1766. This donation was commented upon by the treasury Commission in a report to the Grandmaster dated 24<sup>th</sup> April 1766. *“We have the honour to report that Anthony Mayer, a Surgeon Major of the Swiss regiment, made a present to the order of nineteen well-made anatomical models in coloured wax and the model of a human body of the same material. These models will help the study of Anatomy during the hot months when dissection is not possible owing to the dangers ensuing from the operating on the dead body in this climate and at that season. We have therefore sent these models to the Hospital, to be placed in the Library. As we should like to show our gratitude to the said Major Mayer, who refuses to accept any compensation for his good work we feel in duty bound to ask Your Eminence to decorate him with the half-cross of our Holy Order and to exempt him from payment of the usual fee”*. The petition was granted on the 15<sup>th</sup> March 1766. Another teaching model brought to Malta around 1772 was the obstetric model brought by the surgeon Dr. Giuseppe Antonio Creni from Bologna with which he proposed imparting instruction to prospective midwives. The latter model may have been one produced by Anna Manzolini [1716-1774] who had surpassed her husband in the production of anatomic wax models. In 1755, she was elected Fellow of the University of Bologna and a member of the Academy Clementine. Still later she was assigned a chair of anatomy – all unprecedented signal honours for a woman in the 18<sup>th</sup> century. Her renown as a wax modeller prompted numerous and enticing invitations from London, Milan and St. Petersburg, but she steadfastly refused to leave her native city.

Mayer’s donation of high quality anatomical wax models was a welcome addition in the teaching aids of the School of Anatomy and Surgery. Wax models have been fabricated for over 4000 years, but there are no references to their use in medical instruction until the 14<sup>th</sup> century when Alessandra Giliani of Persiceto [d.1326] pioneered the wax injection technique. During the 15<sup>th</sup> century, artists were performing vastly more dissections and were far more familiar with the structure of the body than were the anatomists, whose chief concern was with the viscera, blood vessels and nerves. It is thus not surprising to find that almost all of the wax teaching models of the period were produced by artists and were used for teaching anatomy in art schools. Interest in anatomical wax models within the medical profession came into full bloom before the end of the 17<sup>th</sup> century and well into the 18<sup>th</sup> century, the collections of wax preparations often serving as travelling exhibits. In the late 18<sup>th</sup> century, dissectible wax models started to be produced in Europe by Felice Fontana of Tuscany [1730-1805]. Fontana’s anatomical models were used in lieu of cadavers for teaching purposes. In the first part of the 19<sup>th</sup> century, formal medical education had become increasingly important, but the supply of anatomical material for dissection had become more difficult. Wax models, as well as those





*Above and right:* Two of the eight models depicting anatomical dissections by Vasseur



Model depicting dissection of a new-born infant by Tramond



Model depicting dermatological lesions of smallpox by Tramond



made of terra cotta, *papier-mâché* and wood, were in great demand for anatomical teaching and instruction in dermatology and midwifery. By the mid-19<sup>th</sup> century several commercial firms, among them Tramond and Auzoux, started producing detailed and accurate models of human and comparative anatomy.

The surviving wax models held in the Anatomy Department's Museum and the Medical School collection can be broadly placed into three groups on the basis of the commercial firm that produced them. It appears that the wax models in the holdings of the Anatomy Department and the Medical School actually belong to the early 19<sup>th</sup> to early 20<sup>th</sup> century and do not form part of the group donated by Mayer in the 18<sup>th</sup> century. The first group is a series of eight models depicting anatomical dissections made by Vasseur of Paris. This group of models must date to the first half of the nineteenth century since Vasseur was a pupil of Jean Baptiste Laumonier [1747-1818] who had become Dean of the School of Medical Wax Sculpture founded in Rouen in 1806 and had a short reign of popularity closing its doors in 1815.

The second group were produced by Maison Tramond – N. Rouppert of Paris and includes a series of six models depicting the dermatological lesions of smallpox signed by Ch. Tumilin and one depicting the dissection of a new-born infant. Maison Tramond was established by the mid-19<sup>th</sup> century and was sited originally at 9 Rue de l'Ecole de Medicine in Paris adjacent to the old anatomical amphitheatre. At the beginning of the twentieth century, Maison Tramond was eventually taken over by N. Rouppert, the son-in-law of Tramond, to become known as “Maison Tramond – N. Rouppert successeur”. The establishment was in 1926 taken over

by the establishment set up by Louis Auzoux [1797-1880]. The latter establishment still exists today. The wax models held by the Faculty of Medicine and Surgery must therefore date to the first decades of the twentieth century.

The third group includes a series of three models depicting the cerebral anatomy of the child marketed by *Jos. Towne sculp. of London*. Joseph Towne [1808-1879] worked as a modeller at Guy's Medical School in London obtaining his tenure in about 1825 and retained it until his death. During the period, Towne prepared over 100 anatomical and nearly 1000 dermatology models. The Maltese models thus probably date to the second half of the nineteenth century.

### *Papier-mâché sculptures*

Other anatomical aids purchased by the University in the 19<sup>th</sup> – early 20<sup>th</sup> century include a series of *papier-mâché* models. The Anatomy Department Museum still holds a number of these specimens that appear to be of French make since all the original labelling is in that language.

The oldest models are a series of four enlarged anatomical dissections in *papier-mâché* of several organs signed by “Auzoux doct.” and dated to 1855-59. These were likely purchased around 1860. In addition there is a series of *papier-mâché* models depicting the development of the fetus *in utero*, together with early pregnancy pathology including ovarian and tubal ectopic pregnancies. This series also includes a number of other anatomical dissections including a dissectible female whole-body manikin. This group are unlabeled as to maker but most likely were produced by the

Models depicting cerebral anatomy of the child by Towne





Louis Auzoux

Auzoux Establishment. Dr. Louis Thomas Jerome Auzoux [1797-1880] prepared his first anatomical model depicting the lower extremity in *papier-mâché* as a medical student in 1822. He followed this up in 1825 with a complete human manikin composed of 665 pieces representing 356 details, which model he presented to

the *Academie de Medecine*. In the same year, he established a small model factory at *Rue Paon* in Paris with the scope of preparing anatomical models on a commercial basis calling these models *Anatomie clastique* (from Greek *Klastos*: broken in pieces). In 1830, he produced a complete life-size human dissectible model, 1.95 metres in height, made up of 129 pieces showing 1115 anatomical details. At a cost of 3000 francs, this model was exorbitant and Auzoux went on to produce smaller versions including one at 1 metre [cost 1000 francs; marketed 1839], one at 82 cm [cost 500 francs]; and an even smaller one at 55 cm [250 francs]. In addition to the human manikins, Auzoux prepared a number of anatomical models of various organs, often magnified, including a model of the human eye [1826] and ear [1835]. He produced also a series of models showing the embryological development of the fetus. The establishment continued to produce the anatomical models after Auzoux's death and in 1926 assimilated the Tramond – N. Rouppert establishment.

A series of five models depicts different abnormal pelvises, one of which is attributed to Tramond – N.

Rouppert of Paris. The development of the Tramond – N. Rouppert establishment has already been outlined and is shown to have been in existence in the early decades of the twentieth century. These were probably purchased as a group together with the wax model depicting the dissected new-born and those depicting the lesions of smallpox.

Excluding the four Auzoux dated models, the various models cannot be accurately dated as to year of providence except by reviewing the history of the various establishments. The published annual Government Estimates of Expenditure also mention occasions where monies were voted for the specific purpose of purchasing anatomical teaching models [see Table below].

The Faculty of Medicine and Surgery also has in its holding a series of models depicting pests of public health importance. These were produced by *Les Fils d'Emile Deyrolle* of 46 rue du Bac in Paris. Emile Deyrolle was a French naturalist who sold, through his company set up in 1831, collections of specimens for the amateur naturalist and teaching models for primary and secondary education. The house still stands today.

In addition to the commercially produced anatomical models, the Anatomy Department has in its holdings a series of educational models prepared by individuals during their undergraduate years. These need to be catalogued and reviewed since they form part of Maltese medical heritage. The commercial anatomical wax and *papier-mâché* sculptures remain examples of the pre-modernist movement in the arts. These forgotten items of anatomical art are in dire need of restoration and

Year	Government Estimates	Comments
1857	<i>University and Lyceum:</i> For the cost of anatomical models £200.00,0	These possibly refer to the wax models made by Vasseur; the <i>papier-mâché</i> models of Auzoux; Towne's models of cerebrum. It was reported in 1860 that "A complete artificial, plastic collection of the whole human Anatomy, and of various other Anatomical preparations in wax, is preserved in the Museum of the University for the use of the students.... The Museum of the University contains a series of models of the Development of the human Ovum, in papier-mâché, magnified in size from the first day to the end of the first month, from which period to the end of gestation, the Fetus, the Uterus, and their appendages are represented in their natural magnitude. There is likewise a collection of abnormal forms of the Basin".
1885	<i>Central Hospital:</i> Artificial body for use of the female students of midwifery £10.00,0	Now not extant
Early 20 <sup>th</sup> c.		Tramond – N. Rouppert anatomy and dermatological models.






Lifesize female dissectible model by Auzoux



Models showing embryological development of fetus by Auzoux



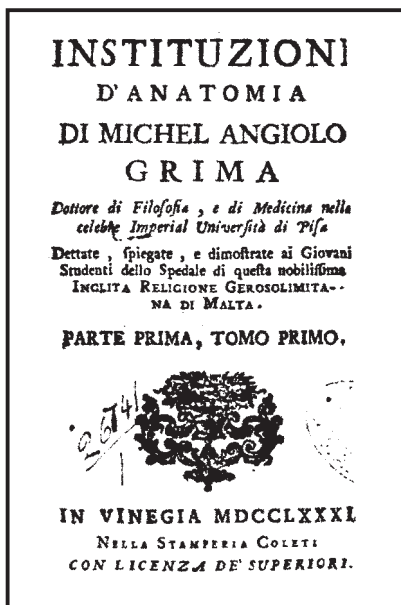
Model of fetus in utero by Auzoux




Human eye model by Auzoux




Above and right: Public Health pest models by Deyrolle



Title-page of "Instituzioni d'Anatomia" by Michel Angiolo Grima, published in Venice, 1781



Title-page of "Anfangsgründe der Muskellehre" by Joseph Barth published in Vienna, 1786



Title-page of manuscript copy of "Trattato della Sarcologia, Angiologia e Neurologia" by Michel Angiolo Grima, 1785. Probably consists of the dictated lectures notes delivered by Grima (University of Malta)

await the generous offices of an art-loving sponsor to help restore these examples of 19<sup>th</sup> century art forms produced in the non-traditional media of wax and papier-mâché.

**References:** C. Savona-Ventura: *Hospitaller Medicine in Malta [1530-1798]*. P.E.G. Ltd, Malta, 2004; C. Savona-Ventura: *Contemporary Medicine in Malta [1798-1979]*. P.E.G. Ltd, Malta, 2005








# Biographies


## Introduction

The Faculty of Medicine and Surgery has a number of portrait painting or busts depicting medical personalities in its holdings. While a number of 18<sup>th</sup> and 19<sup>th</sup> century individuals are represented, the majority of portraits represent 20<sup>th</sup> century personalities; all of whom have in some way contributed to medical studies locally or overseas. The Medical School further holds portraits of foreign personalities including a bronze bust of Louis Pasteur and a portrait of Archibald Edward Garrod. The latter has links with the Malta and its Medical School. He served as a consulting physician to the armed forces in Malta during World War I and was awarded an honorary M.D. from the Malta University.



**Louis Pasteur:** Born: 27/12/1822; d. 28/09/1895. French Chemist, whose work was inspired by an interest in the chemistry of life which abided with him until his death. His researches on fermentation led to the science of bacteriology and his investigations into infectious disease and their prevention to the science of immunology. The pathological bacteriological import of Pasteur's researches came about mainly

through his disciples such as Lister, Roux and others, and not directly; though all the subsequent work was founded on his early non-medical investigations on organisms of fermentation which were of great importance in industry. He spent most of his life as an administrator and director of scientific studies at the École Normale at Paris, where he was appointed in 1857. The Institute Pasteur was founded in 1888.



**Archibald Edward Garrod:** Born: London 25/11/1857; died: 28/03/1936. **Education:** Christ Church College [Oxford] qualifying in Natural Sciences; clinical training at St. Bartholomew's Hospital, qualifying MRCS; furthered academic training in Vienna and in 1885 qualified BM and MA from Oxford University and

MRCP; was the recipient of honorary degrees and

fellowships from Malta, Aberdeen, Glasgow, Edinburgh, Dublin and Padua. **Career:** held various posts at St. Bartholomew's Hospital in London, eventually physician; joined Military Services as Major at outbreak of World War I; December 1915 promoted to Colonel and sent as consulting physician to the forces in Malta; subsequently appointed Director of the Medical Unit at St. Bartholomew's Hospital and Regius Professor of Physics at the University of Oxford [1920-27]. **Achievements:** was to develop and publish several works of a clinical nature but his most noteworthy work was the book entitled *Inborn Errors of metabolism* [1909] wherein he showed that Mendelian genetics applied to humans, and correctly proposed a connection between an altered gene or mutation and a blocked metabolic pathway causing a specific disease laying the basis for the concepts of biochemical genetics; created CMG [1916] and KCMG [1918]; awarded the Gold Medal of the Royal Society of Medicine [1935].

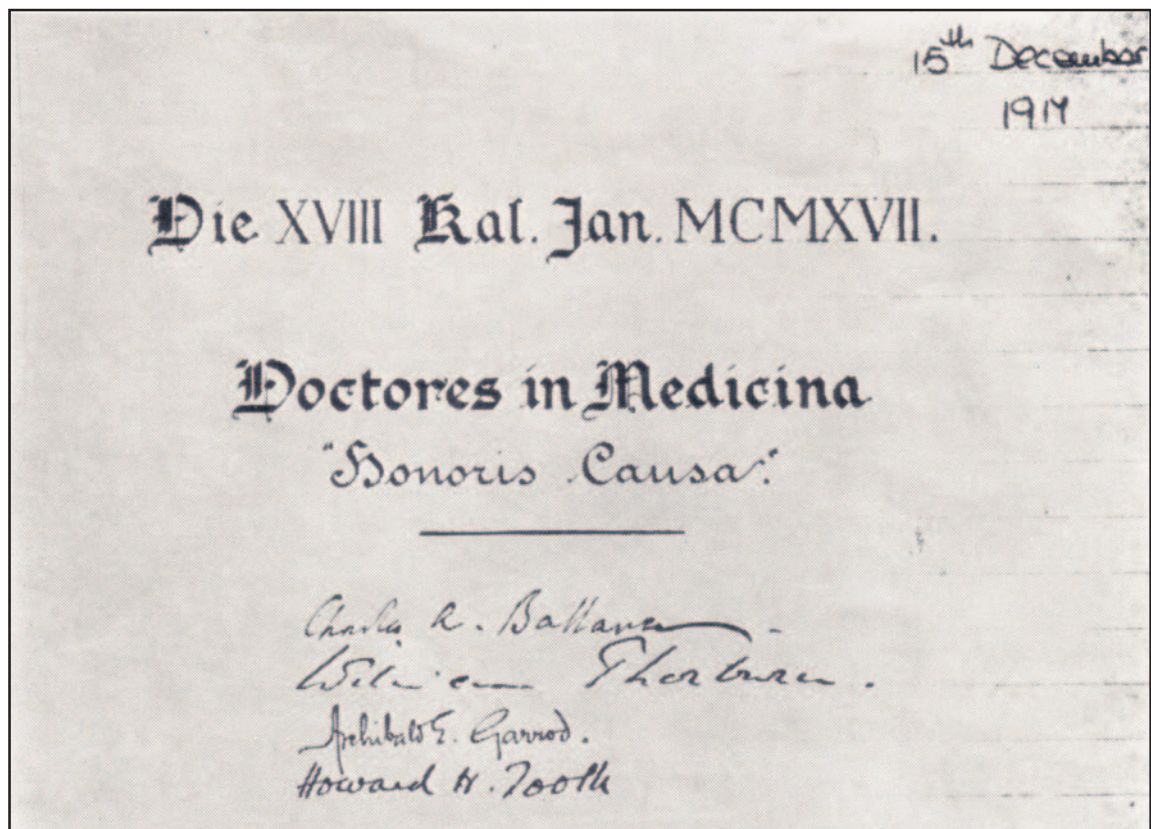
**References:** F. Vella: Sir Archibald Garrod and Malta. A historical occasion recalled. *St. Luke's Hospital Gazette*, 1966, 1(2):p.41-50; F. Vella: Notes on Sir Archibald Garrod's stay in Malta 1915-1919. *St. Bartholomew's Hospital Journal*, April 1965, p.1-8

**Portrait details:** presented to Medical School by Dr. Francis Vella.

Throughout the nineteenth and twentieth century, a total of fifteen individuals have been honoured with a Medical Doctorate *honoris causa* by the University of Malta.

## HONORARY GRADUATES Doctor of Medicine

1829	Joseph James Stewart
1829	Robert Marshall
1832	Francis Fremault Sankey
1832	David Geddes
1916	Charles A. Balance
1916	Archibald E. Garrod
1916	William Thorburn
1916	Howard H. Tooth
1964	Herbert Seddon
1964	Luigi Gedda
1964	Victor Vassallo
1985	Eric Boyland
1995	Jo Eirik Asvall
1995	George Zarb



Roll of Graduates – University of Malta, 1917



Prof. Victor Vassallo M.D. hon. causa certificate





**Vassallo Victor:** born Valletta, Malta 27/04/1902 died Malta 22/10/1971; **Education:** Flores College, Malta 1910-1918; University of Naples 1919-1926; Bethlem, Maudsley and National Hospitals (U.K.). **Qualifications:** M.D. [Naples, 1926]; D.P.M. [Royal College of Physicians & Surgeons, London, 1930]; M.D. hon. [University of Malta, 1964]. **Career:**

1930-1932 Clinical Assistant at Maudsley Hospital and Tavistock Clinic, London; 1932-1937 Resident Physician and 1937-1962 Medical Superintendent, Mental Hospital, Malta; 1932-1962 Professor of Psychiatry and 1962 Professor Emeritus, University of Malta; 1945 offered post of Chief Government Medical Officer but turned down offer. **Achievements:** Published a number of monographs and articles relating to psychiatry. Acted as Vice-President of the International Congress on Mental Health (London, 1948); elected Dean to the Faculty of Medicine and Surgery, University of Malta and served on both Senate and Council of the University; elected Member of the Malta Medical Council and after 1962 served as President to the Medical Officers Union. Member also of a number of international associations. Awarded O.B.E. (1943) and Coronation Medals (1937, 1943). Also awarded an Honorary M.D. from the University of Malta (1964).

**References:** Vassallo, Prof. Victor. *Malta Who's Who*, 1965. Progress Press, Malta, 1965, p.246; C. Savona-Ventura: Vassallo, Victor. *Maltese Biographies of the Twentieth Century* [M.J. Schiavone, L.J. Scerri, eds.]. PIN, Malta, 1997, p.556

### Appointed Professors/teachers in the Faculty

Prior to the re-organization in the 19<sup>th</sup> century, a number of individuals have been identified as having been appointed to teach the main specialties at the School of Anatomy and Surgery and later in the *Collegio Medico*.

### School of Anatomy & Surgery

#### *Lettore in Anatomy & Surgery*

1676-1694 Giuseppe Zammit  
1695-1723 Giuseppe Farrugia  
1723-1753 Gabriele Henin  
1754-1763 Enrico Magri [suffered apoplexy soon after appointment]  
1754 Vincenzo Galli [acting capacity]  
1763-1771 Michelangelo Grima

### Collegio Medico

#### *Professore di Anatomia et Chirurgia*

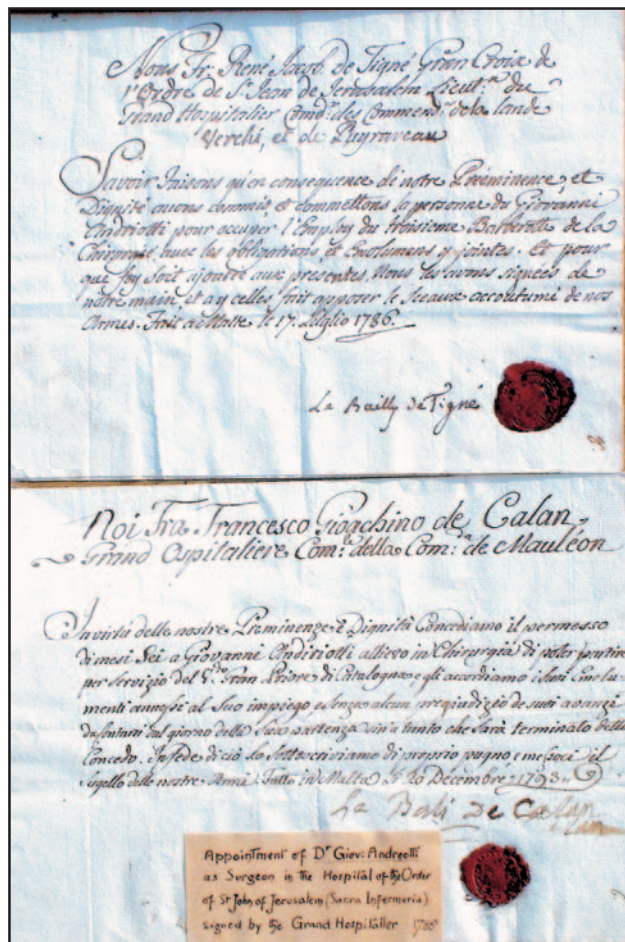
1771-1797 Michelangelo Grima  
1794-1797 Giovanni Andreotti [additional post sponsored by Fra Nicolo Abri-Descallar]  
1797-1798 Aurelio Badat

### *Professore delle operazioni chirurgiche e dell'arte ostetricia*

1782 Saverio Micallef [date of appointment]

### *Professore di Medicina*

1771-1797 Giorgio Locano  
1797-1798 Giuseppe Grech



Authorization certificates for Dr. Giovanni Andreotti dated 1786 and 1793 held by the Medical School

The re-establishment of Medical studies in the 19<sup>th</sup> century with the various reforms carried out by the University authorities to ensure the maintenance of standards required the creation of a number of University chairs and lectureship posts. This significantly augmented the academic staff of the Faculty of Medicine & Surgery.

### *Professor of Anatomy & Histology*

1800-1813 Aurelio Badat  
1824-1838 Gavino P. Portelli  
1839-1858 Charles Galland  
1858-1875 Salvatore L. Pisani  
1876-1894 Hamilton Stilon  
1894-1920 Carmel Samut  
1920-1939 Ruggier Busuttill  
1939-1953 Joseph Briffa  
1954-1969 Victor Griffiths  
1969-1977 John Leslie Pace

*Professor of Surgery*

1800-1813	Aurelio Badat
1824-1838	Gavino P. Portelli
1839-1858	Charles Galland
1858-1869	Giorgio L. Engerer
1869-1885	Salvatore L. Pisani
1885-1900	Teodore Bonnici
1900-1926	Salvatore Cassar
1926-1951	Pietro Paul Debono
1951-1969	Alfred Craig
1969-1977	Victor Griffiths

*Professor of Physiology & Biochemistry*

1800-1815	Ludovico Abela
1815-1831	Stefano Grillet
1833-1856	G.C. Schinas
1856-1902	Giuseppe O. Galea
1903-1925	Carmelo Mifsud
1925-1926	A. Portelli Carbone
1926-1939	Pietro Xuereb
1939-1963	Walter Ganado
1965-1977	William H. Bannister

*Professor of Midwifery & Gynaecology*

1802-1806	Francesco Butigiec
1833-1835	Agostino Bonnici
1836-1858	Saverio Apap
1859-1869	Salvatore L. Pisani
1869-1880	Antonio Mifsud
1880-1904	G.B. Schembri
1904-1909	Salvatore Grech
1909-1930	George Debono
1930-1951	Joseph Ellul
1951-1952	Victor Stilon de Piro
1952-1954 [acting]	Joseph Ellul
1954-1962	Oscar Zammit
1963-1965 [acting]	Joseph Rosario Borg
1965-1977	Arthur P. Camilleri

*Professor of Pathology*

1800-1815	Ludovico Abela
1815-1831	Stefano Grillet
1833-1856	Stefano Zerafa
1856-1894	Giuseppe O. Galea
1894-1920	Carmel Samut
1920-1926	R. Samut
1927-1948	R. Vincenti
1949-1953 [acting]	Emmanuel Agius
1953-1977	George P. Xuereb

*Professor of Medicine*

1800-1815	Ludovico Abela
1815-1831	Stefano Grillet
1833-1856	G.C. Schinas
1856-1902	Giuseppe O. Galea
1903-1924	Carmelo Mifsud
1925-1938	Edgar H. Ferro
1939-1946	Pietro Xuereb
1946-1963	Joseph E. Debono
1963-1966	Walter Ganado

1967-1973 J. Zammit Maempel

1973-1977 Frederick F. Fenech

The Trade Unionist action undertaken by the medical profession in 1977 and the countermeasures taken by the administration led to the disruption of medical teaching and the dismissal of many of the Faculty departmental heads. In the initial years, until 1979, the clinical course was managed by Prof. G.P. Xuereb who acted as Co-ordinator of Clinical Studies. After 1979, new departmental heads were appointed, sometimes in a temporary acting position. The resolution of the unionist conflict after 1987 led to a new upheaval with the re-appointment of past and new appointees. The tenure to headship posts was changed to an elected temporary appointment by the Education Act XXIV of June 1988.

*Head of Anatomy & Histology*

1977-1979	John Leslie Pace
1980-1983	Marie T. Camilleri
1984-1987	A.H.B. de Bono
1987-1990	W.H. Bannister
1991-1995	Alfred Cuschieri
1996-2003	Marie T. Camilleri
2004-2006	Alfred Cuschieri

*Head of Surgery*

1977-1980	George P. Xuereb
1980-1982	A.H.B. de Bono
1982-1985	Joseph A. Muscat
1986-1987	Arthur Felice
1988-1990	Victor Griffiths
1990-2000	Carmelo L. Cutajar
2001-2006	Godfrey Laferla

*Head of Pathology*

1977-1982	George P. Xuereb
1982-1991	Joseph Gatt
1992-1997	Maurice Cauchi
1998-2005	A. Cilia Vincenti
2006	Bridget Ellul

*Head of Midwifery & Gynaecology*

1977-1979	George P. Xuereb
1979-1988	Edwin S. Grech
1988-1990	Eddie A. Agius
1990-2006	Mark P. Brincat

*Head of Physiology & Biochemistry*

1977-1978	W.H. Bannister
1980-1982	S. Abu-Sitta
1983	Marie T. Camilleri
1984-1987	A.H.B. de Bono
1987-1999	W.H. Bannister
2000-2006	J.V Bannister

*Head of Medicine*

1977-1979	George P. Xuereb
1980-1981	J. Vallance-Owen
1982	J. McD. G. Stewart

1983-1987	Angelo J. Psaila
1987-1995	Frederick F. Fenech
1996-2004	Joseph Azzopardi
2004-2006	Joseph Cacciattolo

At present the Faculty of Medicine and Surgery is made up of the following departments:

- Department of Anatomy
  - Head: Prof. Alfred Cuschieri MD, PhD
- Department of Clinical Pharmacology and Therapeutics
  - Head: Prof. Roger Ellul-Micallef MD, PhD, FRCP[Edin.], FRCP [Lond.], Hon.D.Sc. [Westminister]
- Department of Pharmacy
  - Head: Prof. Anthony Serracino Inglott BPharm, PharmC [Cincinnati], MACCP
- Department of Physiology and Biochemistry
  - Head: Prof. Joe V. Bannister BSc, MSC, DPhil [Oxon.]
- Department of Medicine
  - Head: Prof. Joseph M. Cacciottolo MD, DSc [Kuopio], MRCS[Eng.], FRCP[Lond.], FCCP
- Department of Surgery
  - Head: Prof. Godfrey LaFerla MD, PhD [Glas.], MRCS[Eng.], LRCP[Lond.], FRCS[Edin.], FRCSRCPs[Glas.], FRCS[Eng.]
- Department of Obstetrics and Gynaecology
  - Head: Prof. Mark P. Brincat MRCS, LRCP, FRCOG, PhD[Lond.], FRCPI
- Department of Paediatrics
  - Head: Prof. Simon Attard Montalto MBChB, MD[Liv.], FRCP, FRCPCH, DCH
- Department of Pathology
  - Head: Dr. Bridget Ellul MBChB[Glas.], FRCPATH

- Department of Psychiatry
  - Head: Dr. David Cassar MD, DPsych[Lond.], BoardCert.Psych[Lond.]
- Department of Public Health
  - Head: Dr. Andrew J. Amato Gauci MD, MSc[Lond.], DLSHTM, FFPH, FRCP[Glas.]
- Department of Family Medicine
  - Head: Dr. Denis Soler MD, MSc, FRCGP[UK]

The Faculty offers two basic full-time courses leading to a Medical Doctorate [MD – 5 years] and the Bachelor of Pharmacy [BPharm – 5 years]. In addition it has provision for full or part-time postgraduate courses – MSc in Public Health, Pathology, Family Medicine and Pharmacology; MPhil; and PhD.

### *Maltese Personalities*

The Faculty has in its holding a number of portraits and busts of prominent past Maltese faculty members, the majority being individuals who lived and practiced during the twentieth century.

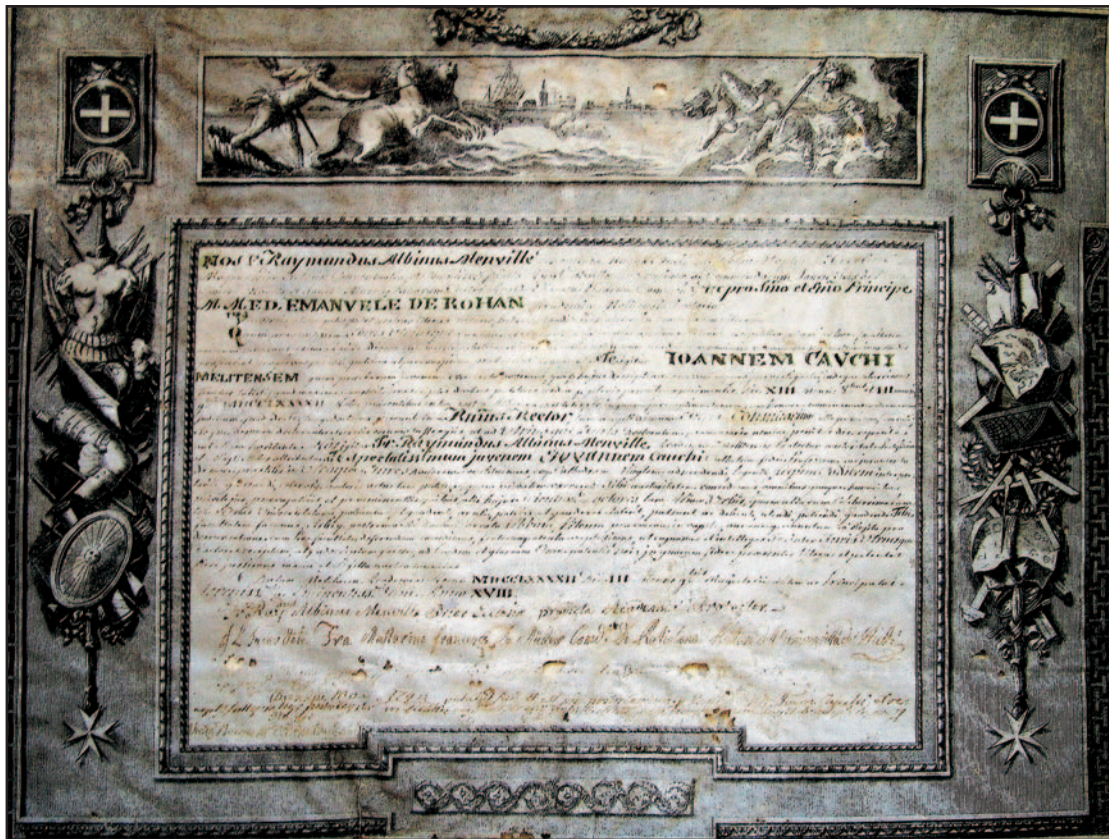
Emmanuel Agius  
Joseph Barth  
Albert Bernard  
Ruzar Briffa  
Salvatore Cassar  
Alfred John Craig  
Giuseppe Debono  
Pietro Pawl Debono  
Joseph Ellul  
Giuseppe Odoardo Galea  
Joseph Galea  
Walter Ganado  
Joe Louis Grech  
Michel Angelo Grima  
Gabriele Henin  
Giuseppe Hyzler

Egidio Lapira  
Lorenzo Manché  
Joseph J. Mangion  
Carmelo Mifsud  
Aloysius Pisani  
Salvatore Luigi Pisani  
Alphonsus Portelli Carbone  
Luigi Preziosi  
Carmelo Sammut  
Giuseppe Batta Schembri  
George P. Xuereb  
Pietro Xuereb  
Oscar Zammit  
Temistocles Zammit  
Joseph Zammit Maempel

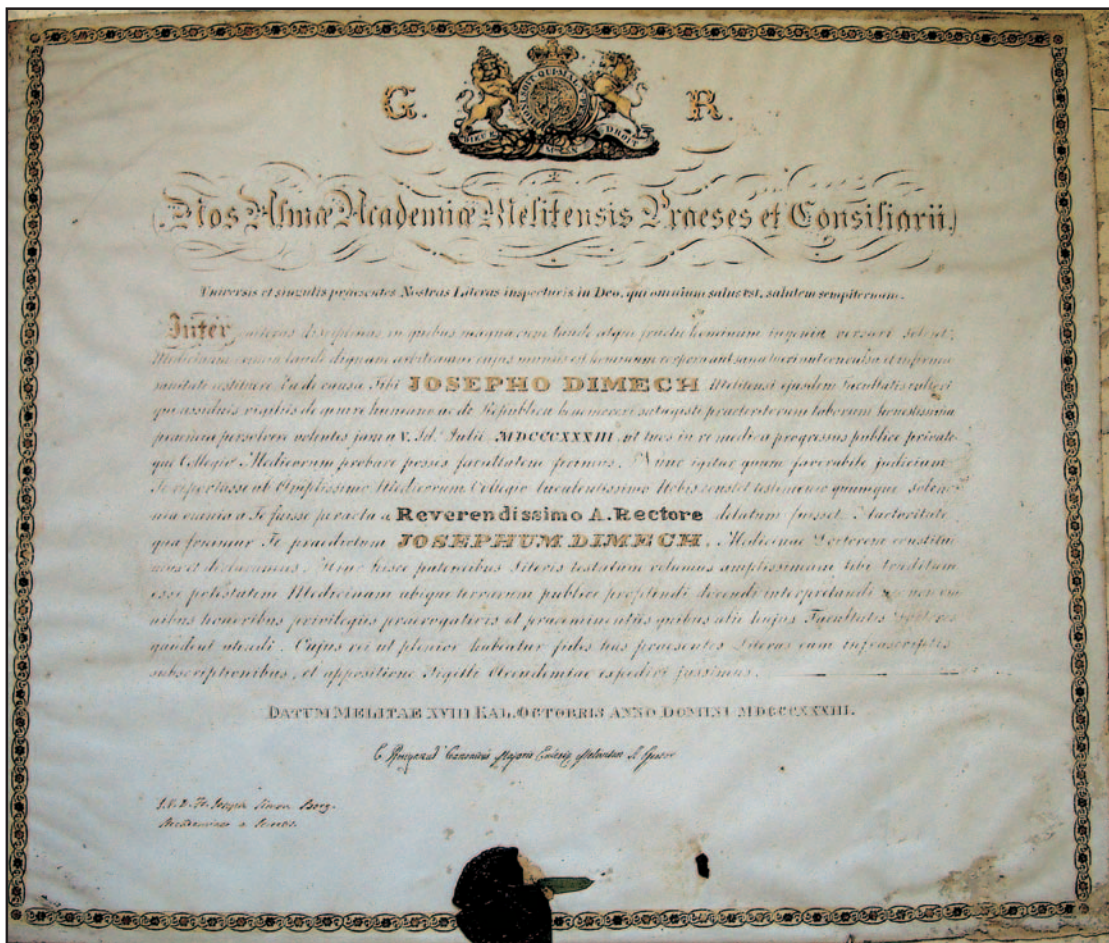


Medical group photograph – 1930s





An 18<sup>th</sup> century certificate awarded to Joannem Cauchi held by the Medical School



A 19<sup>th</sup> century certificate awarded to Josepho Dimech held by the Medical School



## EMMANUEL AGIUS

### *Microbiologist*

**Born:** Msida, 11/12/1911; **died:** 29/11/1993. **Education:** St. Paul's School, Valletta [1922-27]; University of Malta [1927-34]; continued postgraduate studies in Universities of Liverpool and London. **Qualifications:** Ph.C. [Malta, 1930]; B.Sc. [Malta, 1931]; M.D. [Malta, 1934]; D.P.H. [Liverpool, 1937]; D.Bact. [London, 1938]; F.C.Path. [U.K., 1964]. **Career:** *Government Health Service* – Resident Medical Officer in Government Hospitals [1934-36]; Assistant Bacteriologist M&H Department [1938-51]; Senior Bacteriologist [1952-75]. During World War II acted as Medical Superintendent to Mater Boni Consilii Emergency Hospital and the Birkirkara Emergency Hospital. *University of Malta* – Lecturer in Bacteriology and Parasitology [1948-75]; acting Professor of Pathology [1949-53]. Also served for some terms as member of the University Senate and the Faculty Board. **Achievements:** very active in British Medical Association [Malta Branch] filling various official posts [Hon. Secretary 1939-46; President 1947-48, 1955-56, 1960-61]; elected founder fellow of the Royal College of Pathologists [1964]. Was closely associated with the Institute Pasteur de Tunis et d'Algerie; served on the nomination committee for Nobel Prize award in Medicine [1953]; editor of the *St. Luke's Hospital Gazette* [1966-74]; published a number of publications related to bacteriology and parasitology in several referred journals besides a number of literary works. Was founder member and an active committee member of the British Culture Association and the Malta Cultural Institute; served as chairman of the Malta Geographical Society.

**References:** Agius, Emanuel. *Malta Who's Who 1965. A Biographical dictionary*. Progress Press, Malta, 1965, p.4; C.



Savona-Ventura: Agius, Emmanuel. *Maltese biographies of the twentieth century* [eds. M.J. Schiavone; L.J. Scerri]. PIN, Malta, 1997, p.10-11; Portraits at the Medical School. *Maltese Medical Journal*, 2000, XII[1-2]:p.60; C. Savona-Ventura: *Dr. Emmanuel Agius – A bibliography*. Faculty of Medicine and Surgery, University of Malta, 2006, +10p.

**Portrait details:** Painted by Raymond Pitre; presented to Medical School by Agius family in 1995.


**Archival material:** Personal archives donated by family to the Pathology Department are held in the Archives Section of University of Malta Library.

## JOSEPH BARTH

### *Professor of Ophthalmology*

**Born:** Valletta (Malta) 28/10/1746; **died:** Vienna (Austria) 07/04/1818. **Education:** Anatomical & Surgical School at Sacra Infermeria, Valletta [Malta], Santo Spirito Hospital in Rome [Italy], University of Vienna [Austria]. Qualified 1772.

**Career:** appointed Public Teacher in Ophthalmology and Anatomy [1773], Professor of Ophthalmology and Anatomy [1774] and Oculist and Professor of Physiology [1786] at University of Vienna; nominated Royal Counsellor [1774] and appointed oculist to Emperor Joseph II [1776]; retired 1791 but maintained post of personal imperial physician and ophthalmologist until his death. **Achievements:** Joseph Barth was to gain renown in ophthalmologic practice and to occupy the



first Chair of Ophthalmology in Europe. His appointment to the post by the Empress Maria Theresa of Austria was made in consideration of his “*special skill in eye diseases as well as his aptitude in finer anatomy*”. The professorship occupied by Barth remained the leader in ophthalmology with the subsequent professorship being instituted in Berlin only in 1866. Barth also opened a private nursing home and the first public eye clinic in the Vienna General Hospital in 1784, wherein he operated on cases of cataract. He apparently designed the original version of the “Beer’s knife” that was subsequently modified and popularized by his student. His clinical renown led to his appointment as Imperial Oculist after he successfully treated Kaiser Joseph II of a stubborn “*ophthalmitis*”. Barth was very much a clinical teacher and was responsible for the training of several renowned physicians, notably Joseph Ehrenritter, Johann Adam Schmidt, Georg Joseph Beer, Georg Prochaska, Jacob Santerelli, G.B. Quadri, and Pietro Magistretti. He also

established an Anatomical Museum and founded a medical library that contained 1500 volumes. Barth did not publish extensively preferring clinical teaching. His publications included an anatomical work on myology *Anfangsgrunde der Muskellehre* [Vienna, 1786, 2nd ed. 1819] and an operative text on cataract removal *Etwas uber die Ausziehung des graven Staars fur den genubten Operateur* [Vienna, 1797, Salzburg, 1797]. In 1827, Dr. Stefano Zerafa described Joseph Barth as “....a man of great merits, Maltese citizen, Chief Physician and Counsellor to Her Sacred Majesty, Professor of Sublime Anatomy and Physiology in the Academy of Vienna, undoubtedly the first among ophthalmologists....”

**References:** P. Cassar: *The Ophthalmic Surgeon Joseph Barth 1746-1818*. University Press, Malta, 1982, +38p; C. Savona-Ventura: *Knight Hospitaller Medicine in Malta [1530-1798]*. PEG, Malta, 2004, p.149-150.

**Portrait details:** Painted by Ġużè Duca, 1915 commissioned by University of Malta, copy exists in St. Luke’s Hospital Medical Superintendent Office.

## ALBERT VICTOR BERNARD

### *Professor of Preventive Medicine*

**Born:** Valletta, 14/03/ 1885; **died:** 20/06/1955. **Education:** Flores College; University of Malta; followed postgraduate course in hygiene and tropical medicine in London. **Qualifications:** M.D. [Malta, 1909]; D.P.H. [London]. **Career:** *Government Health Service* [1909], appointed Chief Government Medical Officer [1937-1945]. *University of Malta* – Professor of Hygiene and Preventive Medicine [1920-1936]. **Achievements:** During Italo-Abyssinian War in 1935 delivered lectures on medical aspects of chemical warfare and treatment of casualties; during World War II planned and was responsible for the health services of the Islands. Nominated M.B.E. [1919], O.B.E. [1928], C.B.E. [1941], C.M.G. [1945]; made officer of the Crown of Italy for services after earthquake in Calabria, Sicily. Published several papers on medical health and historical subjects.

**References:** C. Savona-Ventura: Bernard, Albert Victor. *Maltese biographies of the twentieth century* [eds. M.J. Schiavone; L.J. Scerri]. PIN, Malta, 1997, p.58.

**Portrait details:** Painted by Luciano Micallef, 1994





## RUZAR BRIFFA

### *Dermatologist, poet*

**Born:** Valletta, 16/01/1906; **died:** 22/02/1963.  
**Education:** Lyceum; University of Malta; awarded the Strachan Travelling Scholarship to follow postgraduate courses in dermatology and tropical disease at the Institute of Dermatology and St. Thomas Hospital in London and another scholarship to visit the Calcutta School of Tropical Disease and various leper stations in India [1938]. **Qualifications:** B.Sc. [Malta, 1928]; B.Pharm. [Malta, 1928]; M.D. [Malta, 1931]. **Career:** *Government Health Service:* 1932 houseman in skin diseases; 1936-37 assistant medical officer at the Lazzaretto Isolation Hospital; 1938 assistant medical officer in charge of the Department of Skin and sexually-transmitted disease and leprosy control officer; 1944 Visiting Physician to St. Bartholomew Leper Hospital; 1950 appointed senior consultant in skin disease at the Central Hospital, and Chambray Hospital; also nominated honorary skin disease specialist at the Malta War Memorial Hospital for Children. During World War II acted as Medical Superintendent of the Blue Sisters Emergency Hospital. *University of Malta:* lecturer on dermatology and venerology at the university [1950-63]. **Achievements:** His medical contributions were in the field of leprosy introducing several medical therapeutic options. His contributions in the literary field included a number of poems in Maltese; co-founded the Ghaqda tal-Malti in 1931 and served as its first president. Ġużè Aquilina calls Ruzar Briffa as “the prince of Maltese lyrics”.



**References:** P. Cassar: A torch-bearer in the control of Leprosy in Malta. *The Sunday Times [of Malta]*, 26th February 1995, p.59; C. Briffa: Briffa, Ruzar. *Maltese Biographies of the twentieth century* [eds. Schiavone M.J., Scerri L.J.]. PIN, Malta, 1997, p.93-94.  
**Portrait details:** Painted by Raymond Pitre, 1994

## SALVATORE CASSAR

### *Professor of Surgery*

**Born:** Birkirkara, 05/10/1861; **died:** 30/07/1938.  
**Education:** University of Malta. **Qualifications:** M.D. [Malta, 1886]. **Career:** *Government Health Service* – house surgeon at Civil Hospital [1887]; appointed Junior Visiting Surgeon [1895] and Senior Visiting Surgeon [1900-1926]. *University of Malta* – Professor of Surgery [1900-1926]. **Achievements:** considered “Father of Surgery” in Malta; played an active part in Maltese politics contesting for the Senate in 1927 in interests of the Constitution Party; appointed vice-president of Senate during Lord Strickland’s premiership. Also served as president to the Chamber of Medicine.

**References:** A. Macmillan [ed.]: Biographical Notes – Malta. *Malta and Gibraltar Illustrated. Historical and Descriptive, Commercial and Industrial, Facts, Figures and Resources*. Collingridge, London, 1915, p.389; C. Savona-Ventura: Cassar, Salvatore. *Maltese biographies of the twentieth century* [eds. M.J. Schiavone; L.J. Scerri]. PIN, Malta, 1997, p.163; Portraits at the Medical School. *Maltese Medical Journal*, 1998, X[1]:p.48.  
**Portrait details:** Painted by E. Caruana Dingli, undated



## ALFRED JOHN CRAIG

### *Professor of Surgery*

**Born:** Vittoriosa, 29/05/1909; **died:** 05/10/1970.

**Education:** University of Malta; subsequently specialised in surgery in England. **Qualifications:** B.Sc. [Malta, 1927]; M.D. [Malta, 1931]; F.R.C.S. [U.K., 1939]. **Career:** *Government Health Service* – Senior Surgeon [1951-1969]. During World War II did civilian and war surgery in various British Hospitals. Also served as Civilian Surgeon at British military [1950-1962] and naval hospitals [1962-1969] in Malta. *University of Malta* – Lecturer in Orthopaedic Surgery [1945-51]; Professor of Surgery [1951-1969]; nominated Professor Emeritus [1969]. **Achievements:** Corresponding Fellow of the Association of Surgeons of Great Britain; Membre Titulaire of the Société Internationale de Chirurgie; and Member of the British Orthopaedic Association. Awarded O.B.E. during World War II. Elected Knight of Magistral Grace of the SMOM and officer of the Venerable OSJJ.

**References:** Craig, Professor Alfred John. *Malta Who's Who 1965. A Biographical dictionary*. Progress Press, Malta, 1965, p.86; C. Savona-Ventura: Craig, Alfred John. *Maltese biographies of the twentieth century* [eds. M.J. Schiavone; L.J. Scerri]. PIN, Malta, 1997, p.187.

**Portrait details:** Painted by Esprit Barthet, 1971



## GIUSEPPE DEBONO

### *Professor of Midwifery and Gynaecology*

**Born:** Gozo, 1869; **died:** 17/06/1931. **Education:** Jesuit College [Gozo]; St. Ignatius College [Malta]; University of Malta; furthered training with practical experience in Paris, Vienna, and London. **Qualifications:** M.D. [Malta, 1871]. **Career:** *Government Health Service* – Resident Medical Officer [1893-1896]; Senior Visiting Accoucher. *University of Malta* – Professor of Midwifery and Gynaecology [1909-1930].

**References:** A. Macmillan [ed.]: *Biographical Notes – Malta. Malta and Gibraltar Illustrated. Historical and Descriptive, Commercial and Industrial, Facts, Figures and Resources*. Collingridge, London, 1915, p.390; C. Savona-Ventura: Debono, Giuseppe. *Maltese biographies of the twentieth century* [eds. M.J. Schiavone; L.J. Scerri]. PIN, Malta, 1997, p.211; C. Savona-Ventura: *The history of Maternity Care in the Maltese Islands*. ASMMH, Malta, 2003, p.91-92.

**Portrait details:** Painted by Edward Caruana Dingli, 1931





## PETER PAUL DEBONO

### *Professor of Surgery*


**Born:** Valletta, 29/06/1890; **died:** 03/06/1958.

**Education:** Lyceum [1898-1904]; University of Malta [1904-1910]; continued postgraduate studies in the UK.

**Qualifications:** Ph.C. [Malta, 1906]; M.D. [Malta, 1910], D.P.H. [London, 1911], F.R.C.S. [London, 1920].

**Career:** *Government Health Service* – temporary Medical Officer Health (Zejtun district) [1911]; pathologist [1914-1918]; Medical Officer of Public Health [1918-19]; Junior Surgeon [1919-26]; Senior Surgeon [1926-1951]. During World War I joined British Services as Civil Surgeon serving also as Anaesthetist to Royal Navy [1914-16] and Pathologist & Bacteriologist to the RAMC [1916-18]; Honorary Visiting Surgeon at the Malta War Memorial Hospital for Children [1922]. *University of Malta* – Assistant Lecturer in anatomy and histology [1911-1917]; eventually appointed Professor of Surgery [1926-1951]; eventually appointed Professor Emeritus [1951].

**Achievements:** was a pioneer in surgery in Malta introducing many new surgical procedures including closure of a patent ductus arteriosus [1947] and was responsible for the surgical services during World War II. Published a number of scientific papers in the field of surgery. Served as council member of the St. John Ambulance Association, the Medical Board of Health, Council of Health and the Board for the Examination of Lepers. Was active in politics in the interests of the



Labour Party; served as Minister of Health [1947-1950]; and as Speaker of the Assembly [1948-1950]; represented government in Commonwealth Parliamentary Association Conference [1948, 1949]; contested 1950 elections with the Malta Workers Party but was unelected; awarded the O.B.E. [1940].

**References:** P. Cassar: Professor Peter Paul Debono [19<sup>th</sup> June 1890 – 3<sup>rd</sup> June 1958]. *The Man and his Times. St. Luke's Hospital Gazette*, 1975, 10(2):p.127-150; C. Savona-Ventura: Debono, Pietru Pawl. *Maltese biographies of the twentieth century* [eds. M.J. Schiavone; L.J. Scerri]. PIN, Malta, 1997, p.212; F. Galea: Debono, Pietru P. *Mexxejja Hassieba u Deputati Laburisti 1920-2000*. S.K.S., Malta, 2000, p.95-96

**Portrait details:** Painted by A.J. Wilson, 1965

## JOSEPH ELLUL

### *Professor of Midwifery and Gynaecology*

**Born:** Cospicua, 30/03/1888; **died:** 06/06/1958.

**Education:** Seminary, Malta; University of Malta; pursued his postgraduate education in London, France, Germany and Italy.

**Qualifications:** B.Sc. [Malta, 1910]; M.D. [Malta, 1913]; F.R.C.O.G. [U.K., 1928].

**Career:** *Government Health Service* –assistant medical officer at Civil Hospital [1914]; during World War I served as surgeon at Fort Delimara; appointed assistant in gynaecology [1917]; Junior Accoucher and Gynaecologist [1923] and Senior Accoucher and Gynaecologist [1930-1955].

*University of Malta* – Assistant Professor in Obstetrics and Gynaecology and Lecturer in Paediatrics [1922]; Professor of Midwifery and Gynaecology [1930-1955]; Professor Emeritus [1955].

**Achievements:** First Maltese to be elected Fellow to Royal College of Obstetricians and Gynaecologist [UK, 1934]; Member of the Royal Obstetrical Society of Italy; awarded O.B.E. [1949]; played an active part in Maltese politics becoming member of the National Executive of the Labour Party [1944], successfully contested the elections for Legislative Assembly [1947]. Served as delegate to the British Medical Association [Malta Branch] [1933].



**References:** Portraits at the Medical School. *Maltese Medical Journal*, 1994, VI[2]:p.50; C. Savona-Ventura: Ellul, Joseph. *Maltese biographies of the twentieth century* [eds. M.J. Schiavone; L.J. Scerri]. PIN, Malta, 1997, p.238; F. Galea: Ellul, Joseph. *Mexxejja Hassieba u Deputati Laburisti 1920-2000*. S.K.S., Malta, 2000, p.104-105

**Portrait details:** Painted by Raymond Pitrè, undated from original portrait by Willie Apap, 1948; donated to Medical School by his daughter Mrs. Maria Cuschieri.

## GIUSEPPE ODOARDO GALEA

### *Professor of Medicine*

**Career:** Held clinical appointments at the general hospital; appointed Visiting Physician to Lunatic Asylum 1863-1902. Professor of Medicine, Physiology, Pathology and Hygiene at the University of Malta 1856-1902. **Achievements:** His contribution towards the progress of medicine among the Maltese medical community promoted his colleagues to commission a bronze bust in 1900, presently held at the Malta Medical School.

**References:** C. Savona-Ventura: *Mental Disease in Malta*. ASMMH, Malta, 2004, p.2.

**Bust details:** Bronze bust dated 1900; commissioned. Plaque reads: *Josepho Odoardo Galeae in maximo athenaeo patris doctori decvriale medicinae tradendae XII viro ad cognoscendum referendumque de Publica ivvenum institutione curatori clinico in primori utroque valetudinario aegrotis captisque mente sanandis collegium medicorum melitensium govltanorumove cum Pharmacopolis collagee magistro seniori benemerenti amoris et grati animi documentum mense januario anno MDCCCC*



## JOSEPH GALEA

### *Professor of Forensic Medicine*

**Born:** Qormi, 18/07/1901; **died:** 26/03/1978. **Education:** Archbishop's Seminary [1914-17]; St. Aloysius College [1918-20]; University of Malta [1921-28]; proceeded to London and specialised in public health. **Qualifications:** Ph.C. [Malta, 1925]; M.D. [Malta, 1928]; D.P.H. [R.C.P.S., London, 1932]; F.R.S.H. [U.K.]. **Career:** *Government Health Service* – Resident Medical Officer [1928-30]; Quarantine Medical Officer [1932-37]; Medical Officer of Public Health [1937-47]; Senior Health Officer [1949-51]; Chief Government Medical Officer & Superintendent of Public Health [1951-1961]. *University of Malta* – Lecturer in Forensic Medicine [1949-55]; Professor of Forensic Medicine [1955-61]. Lectured in Faculty of Arts [1966]. **Achievements:** His contributions were mainly in the literary field writing a series of novels, essays, historical works, and translations; awarded the Ġużè Muscat Azzopardi gold medal. Also authored a number of medical reports and papers. Member of a number of professional associations in Malta and overseas, including Royal Society of Health [Malta Branch], Royal Society of Health, Royal Institute of Public Health and Hygiene, Medico-Legal Society of London, and Académie Internationale de Medicine Légale et Sociale [Belgium]. Also served on a number of Boards and Committees including the Medical Board for the Mental Hospital, Executive Council of the M.M.D.N.A., Past Charity Commissioners, the Board of Prison Visitors, and the Malta Medical Council. In the literary field served as vice-President of the Malta Historical Society, the Antiquities Committee, Management Committee of the Royal Malta Library, and



the Accademia tal-Malti [President 1942-73]. He was also an honorary member of various international societies including the Société Académique d'Histoire Internationale de Paris (1935), the Association de les Amis de la France (1937) and the Istituto di Coltura Americana-Argentina (1947). Officer of the Venerable Order of St. John of Jerusalem; Knight of Grace SMOM, Cross of Merit OM; Knight of the Order of St. George. Awarded the Defence Medal, the Coronation Medal, the Papal Cross Pro Ecclesia et Pontefice, and made Member of the British Empire [M.B.E.]

**References:** Galea, Professor Joseph. *Malta Who's Who 1965*. A Biographical dictionary. Progress Press, Malta, 1965, p.127; C. Briffa: Galea, Ġużè. *Maltese Biographies of the twentieth century* (eds. Schiavone M.J., Scerri L.J.). PIN, Malta, 1997, p.291.

**Portrait details:** Painted by Raymond Pitre, 1994



## WALTER GANADO

### Professor of Medicine

**Born:** Floriana, 21/04/1907; **died:** 26/10/1987.

**Education:** Lyceum [1917-23]; University of Malta [1924-31]; furthered postgraduate studies at University College, London, UK [1946-47]; Research Fellow University of Michigan [1956-57]. **Qualifications:** B.Sc. [Malta, 1927]; M.D. [Malta, 1931]; M.R.C.P. [London, 1945]; B.Sc. (hons.) [London, 1947]; F.R.C.P. [London, 1961]. **Career:** worked as Clinical assistant in the London Hospital [1932]. *Government Health Service* – Medical Officer [1932-34]; during World War II served as Temporary Assistant Physician [1940-45]; Physician at St. Luke's Hospital [1947-63]; Consultant Physician at Victoria Hospital, Gozo [1948-66]; Senior Physician [1963-67]. *University of Malta* – Assistant to Professor of Medicine [1934-39]; Professor of Physiology [1939-63]; Dean of Faculty of Dental Surgery [1954-56]; Professor of Medicine [1963-67]. **Achievements:** Member of University Council, Malta [1954-66]; member of Medical Council, Malta [1957-66]. Member of various professional associations including the British Medical Association, the Physiological Society of Great Britain, the Royal Society of Medicine, and the Nutrition Society of Great Britain. In Malta served on the



committee of the Medical Officers Union. Published several papers in referred professional journals.

**References:** Ganado, Professor Walter. *Malta Who's Who 1965. A Biographical dictionary*. Progress Press, Malta, 1965, p.132; Portraits at the Medical School. *Maltese Medical Journal*, 1994, VI[1]:p.58; C. Savona-Ventura: Ganado, Walter. *Maltese biographies of the twentieth century* [eds. M.J. Schiavone; L.J. Scerri]. PIN, Malta, 1997, p.302.

**Portrait details:** Painted by William Apap; donated by Mrs. C. Ganado in December 1990.

## JOSEPH LOUIS GRECH

### Forensic Pathologist and Lecturer in Forensic Medicine

**Born:** Floriana, 17/02/1927; **died:** 1999. **Education:** Lyceum [1938-43]; University of Malta [1945-52]; subsequently specialised in clinical pathology at the Postgraduate Medical School in London; British Council Scholar [1959-60]. **Qualifications:** Ph.C. [Malta, 1948]; M.D. [Malta, 1952]; D.C.P. [London, 1960]; D.M.J. [U.K., 1963]; F.C. Path. [U.K., 1973]; F.C.Path.Aust. [Aust., 1984]. **Career:** *Government Health Service* – Assistant Resident Medical Officer [1952-55]; Temporary Junior Pathologist [1956-61]; Pathologist [1961-1977]. Acted as medicolegal expert in law courts. *University of Malta* – Demonstrator in Pathology & Bacteriology [1954-59]; Lecturer in Forensic Medicine [1959-1977]. Dismissed from both clinical and academic posts in 1977 and emigrated to Australia; returned to Malta in 1987 and re-appointed Lecturer in Forensic Medicine and eventually Assistant director of the Institute of Forensic Studies. **Achievements:** Active in Medical Trade-union matters acting as Hon. Secretary Medical Officers Union [1961-64], member of MOU council after 1964, and president of the Malta Federation of Professional Bodies; also served on Council of the British Medical Association [Malta Branch] [1962-64] and on the Malta Medical Council. Member of several professional associations including the British Medical Association, the British



Academy of Forensic Studies, the Association of Clinical Pathologists, the International Academy of Legal Medicine and the Société de Médecine légale et de Criminologie. Founder member of the College of Pathologists of London. Appointed chairman of the National Bioethics Consultative Committee [1992].

**References:** Grech, Joseph Louis. *Malta Who's Who 1965. A Biographical dictionary*. Progress Press, Malta, 1965, p.139; C. Savona-Ventura: Grech, Joe Louis. *Maltese biographies of the twentieth century* [eds. M.J. Schiavone; L.J. Scerri]. PIN, Malta, 1997, p.326-327.

**Portrait details:** Painted by Raymond Pitre; commission by subscription of colleagues and friends.

## MICHEL'ANGELO GRIMA

### Professor of Anatomy & Surgery

**Born:** Valletta, 15/09/1729; **died:** Valletta, 25/08/1798.

**Education:** possibly attended *Collegio Melitensis* and c.1741/43-1750 the *Sacra Infermeria* School of Anatomy in Valletta (Malta) being taught by Gabriele Henin and J.B. Lhoste; 1750 proceeded abroad at the expense of the Order to Santa Maria Nuova in Florence (Italy) to obtain his doctorate in medicine and philosophy from the University of Pisa (1754), and approved as surgeon (1758). In 1758 the Order's Council granted him permission to spend 3 years in Paris [AOM 652, f.250v]. **Career:** 1754 served as Dissector at the Hospital of Santa Maria Nuova (Florence); 1760-1762 served as Surgeon to the French Army at Cassal during the Seven Years War; 1763 appointed Chief Surgeon at the *Sacra Infermeria*; 1763 appointed Lecturer in Anatomy and Surgery in the School of Anatomy and Surgery at the *Sacra Infermeria*; 1771 nominated Lecturer in Anatomy and Surgery at the *Collegio Medico* and *Principe dell'Accademia dei Medici*; continued his duties until his retirement in 1797.

**Achievements:** Michel'Angelo Grima was to re-establish the *Sacra Infermeria* School of Anatomy and Surgery after its period of decline. He also practised surgery at the *Sacra Infermeria* being a very adept surgeon, particularly in the field of traumatic surgery. He published extensively before and after his return to Malta, including *Delle osservazioni fatte sopra il corpo vivente d'alcuni animali intorno le ferite penetrtranti la grand cavita' dell'addome* [Firenze, 1754], *Del nuovo e sicuro metodo di cucire gl'intestini allora quando in occasione di ferite o di altri vengano offese od allontanati dalla loro naturale contiguita'* [Paris, 1760], *Memoire sur la sensibilitè des tendons* [Paris, 1760], *Reflexions sur la memoire sur la taille laterale de Bromfield* [Paris, 1761], *Riflessioni del sig. MichelAngelo Grima sopra il taglio laterale che per estrarre la pietra della vesica orinaria pratica il signor Guglielmo Bromfield* [Firenze, 1761], *Due Relazioni medico-anatomiche* [Malta, 1764], *De poplitis aneurismate* [London, 1773], *Della medicina traumatica altrimenti detta vulneraria* [Firenze, 1773], *Della sensibilita' dei tendini. Dissertazione del dottore Michel Angiolo Grima, coll'aggiunta di altre lettere sopra il medesimo argomento di altri autori* [Venezia, 1776], and *Instituzioni d'Anatomia* [Venezia, 1781]. Other available manuscript notes belonging to Grima include *Historiae atque observationes tres medico-chirurgicae singularissimae per Michaellem Angelum Grimum exarate* [UML Ms.(copy), 1758], and *Trattato della sarcologia, angiologia e nervologia* [NML Ms.1203, 260f., 1785]. Untraced unpublished works include *De cranii repercussione* [1759-60], *Sopra l'origine, progressi e vantaggidella chirurgia* [1764], and the text of an oration delivered at the inauguration of the school of barber-surgeons at the *Sacra Infermeria* [1775].



**References:** N. Caruana Dingli: Michel'Angelo Grima. The linguistic consequences of Franco-Maltese medical relations. More about Michelangelo Grima (1729-1798). *The Sunday times [of Malta]*, 2nd August 1998, p.50-53; 1st November 1998, p.39; C. Savona-Ventura: *Knight Hospitaller Medicine in Malta [1530-1798]*. PEG, Malta, 2004, p.145-146.

**Portrait details:** modern copy of original painting held in Museum of Fine Arts and second copy in St. Luke's Hospital, Medical Superintendent Office;

**Bust details:** bust held by the Faculty and copy held in Board Room, St. Luke's Hospital





## GABRIELE HENIN

### Professor of Anatomy & Surgery

**Born:** Valletta, 25/03/1696; **died:** Valletta, 15/10/1754.  
**Education:** possibly attended *Collegio Melitensis* and the *Sacra Infermeria* School of Anatomy in Valletta (Malta), 1721-24 proceeded abroad at the expense of the Order to Santa Maria Nuova in Florence (Italy) to complete medical studies. **Career:** appointed to Chair of Anatomy and Surgery in the School of Anatomy and Surgery at the *Sacra Infermeria* (04/12/1724); appointed Surgeon at the *Sacra Infermeria* (17/01/1725) and entrusted with the performance of all post-mortems; continued his duties until he became gravely ill in 1753. **Achievements:** Gabriele Henin was to reorganise anatomical teaching and bring renown to the *Sacra Infermeria* School of Anatomy and Surgery. He can be considered as the “Father of Anatomy in Malta”. He also practised surgery at the *Sacra Infermeria* being a very adept ophthalmic surgeon and at trepanning the skull in cases of depressed fracture of the skull. His only known publication *Observatio Chirurgico-anatomica in Nosocomio S. Joannis Hyerosolymitano* published in Messina in 1748 dealt with the successful removal of a tumour of the back in two minutes’ time. Other manuscript notes belonging to Henin were apparently collected by his student Michelangelo Grima, but these appear to have been lost.

**References:** P. Cassar: *Three Medical biographies*. Joseph Zammit, Gabriele Henin, Joseph Edward Debono. University Press, Malta, 1984, p.21-26; C. Savona-Ventura: *Knight Hospitaller Medicine in Malta [1530-1798]*. PEG, Malta, 2004, p.143.



**Portrait details:** modern copy of painting by Antoine Favray original held in House of Catalunya and second copy in St. Luke’s Hospital Medical Superintendent Office. The original painting carries an inscription written by Michel’ Angelo Grima which reads: *GABRIEL HENIN MEDICINAE CHEIRURCICAE HOCCE IN NOSOCOMIO DECUS ATQ ORNAMENTUM IN REBUS ANATOMICIS SUMMUS FUIT ET PRIMUS AD INCIDENDA MORTUORUM CORPORA ET AD EJUS PARTES PUBLICE OSTENDENDAS. VIXIT AN.LVI. OBJT IDIB OCTOBRIS MCCLIVAB XPTO DEO. MICHAEL ANGELUS GRIMIUS EJUS SUCCESSOR SCRIBIB.*

## GIUSEPPE HYZLER

### Professor of Forensic Medicine

**Born:** Valletta, 18/09/1886; **died:** 24/10/1953.  
**Education:** Lyceum and University of Malta; attended postgraduate studies in Naples and Rome.  
**Qualifications:** M.D. [Malta, 1924]. **Career:** *University of Malta* – Professor of Forensic Medicine 1927-1947; assistant Professor of Surgery; served as examiner in anatomy, surgery, mental disease. **Achievements:** represented Malta at the International Congress of Forensic Medicine in Florence [1927]; served in several government boards including the Medical Board, the Leprosy Board, the Council of Health, and the Contracts Committee. Was active in politics joining the U.P.M. [1919] contesting unsuccessfully the 1921 elections; elected to parliament representing the PN in 1932; in 1945 nominated to executive council and represented the *Camera Medica* in National Assembly to draft the new constitution; 1947-1951 formed new political party – Democratic Action Party – and was elected to parliament, retired from politics in 1951.



**References:** M.J. Schiavone: Hyzler, Giuseppe. *Maltese biographies of the twentieth century* [eds. M.J. Schiavone; L.J. Scerri]. PIN, Malta, 1997, p.349.

**Portrait details:** painted by Luciano Micallef, 1993


## EGIDIO LAPIRA

### Professor of Dentistry

**Born:** Hamrun 16/02/1897; **died:** 08/12/1970.

**Education:** Lyceum [1908-13] and University of Malta [1918-22]; postgraduate studies in dental surgery at Rome University. **Qualifications:** Dip.D.S. (*hon.*) [Malta, 1922]; Dip.D.S. [Rome, 1934]; F.D.S. [R.C.S., Engl., 1948]; F.D.S. [R.S.S., Edin., 1951]; F.I.C.D. [USA, 1959]; D.Sc. (*hon. Causa*) [Malta, 1954]. **Career:** Appointed as the first dental surgeon in Malta to teach at the general hospital [1925]; eventually appointed the first professor of dental surgery [1943] and first dean of the Faculty of Dentistry [1951-54] at the University of Malta. Served in several University Boards and Committees. **Achievements:** Lapira is considered “the father of dentistry” in Malta. He was a founder member of the Dental Association of Malta [1926] and a member of a number of international dental organisations, even serving as hon. vice-president of the International Congress of the Fédération Dentaire Internationale in 1952 and 1957 and was an active member of the Education and Oral Hygiene Commissions of the F.D.I. [1934-56]. Served as a member of the Malta Medical Council [from 1959]. During World War I served in the Valletta Military Hospital [St. John Ambulance Association; during World War II attended oral casualties. He was awarded a D.Sc. *honoris causa* in 1954 by the University of Malta and the Order of the British Empire [O.B.E.] in 1959.

**References:** Lapira, Professor Egidio. *Malta Who's Who 1965. A Biographical dictionary*. Progress Press, Malta, 1965, p.152;



Portraits at the Medical School. *Maltese Medical Journal*, 1993, V[1]:p.36; C. Savona-Ventura: Lapira, Egidio. *Maltese biographies of the twentieth century* [eds. M.J. Schiavone; L.J. Scerri]. PIN, Malta, 1997, p.364.

**Portrait details:** Painted by Esprit Barthet; commissioned by Dental Association of Malta and presented to Prof. Lapira in 1958; donated by the Lapira family to Faculty of Dental Surgery, 1991; formal presentation ceremony held on 3<sup>rd</sup> January 1993.


## JOSEPH JOHN MANGION

### Professor of Dental Surgery

**Born:** Floriana, 10/07/1909; **died:** 01/11/1980.

**Education:** Lyceum and University of Malta; continued postgraduate studies in dental surgery. **Qualifications:** Ph.C. [Malta, 1930]; B.Sc. [Malta, 1931]; M.D. [Malta, 1934]; D.D.S. [Malta, 1940]; F.D.S. [R.C.S., U.K., 1948]. **Career:** *Government Health Service* – Asst. R.M.O. Civil Hospital [1934-40]; Medical Superintendent and Anaesthetist [1940-45]; Junior Dental Surgeon [1945-1954]; Senior Dental Surgeon [1954-70]. Also served as Consultant to Royal Naval Service in Malta [1964]. *University of Malta* – Lecturer in Operative Dentistry [1948-1954]; Professor of Dental Surgery and Dean of Faculty of Dental Surgery [1954-70]. **Achievements:** mentioned in dispatches for meritorious service during the World War II.

**References:** Mangion, Prof. Joseph John. *Malta Who's Who 1965. A Biographical dictionary*. Progress Press, Malta, 1965, p.163; C. Savona-Ventura: Mangion, Joseph John. *Maltese biographies of the twentieth century* [eds. M.J. Schiavone; L.J. Scerri]. PIN, Malta, 1997, p.385; Portraits at the Medical School. *Maltese Medical Journal*, 1999, XI[1-2]:p.52.



**Portrait details:** Painted by Luciano Micallef, 1992; presented to Medical School by Prof. Mangion's wife – Mrs. Beatrice Mangion, 1993



## LORENZO MANCHÈ

### Professor of Ophthalmology

**Born:** Floriana, 26/11/1846; **died:** 16/02/1921.

**Education:** University of Malta; postgraduate studies in Ophthalmology in Paris (France) and London (UK).

**Qualifications:** M.D. [Malta, 1868]. **Career:** Commissioned Surgeon of the Royal Malta Fencible Artillery responsible for the Garrison Eye Ward, Station Hospital, Valletta [Malta] [1875-83]; *Government Health Service* – appointed Ophthalmic Surgeon, Central Civil Hospital, Floriana [Malta]. *University of Malta* – first Professor in Ophthalmology at University of Malta [1888]; retired from Army 1901 and from clinical active practice in 1907, but collaborated subsequently with his son to set up the philanthropic Ophthalmic Institute of Malta until his death. **Achievements:** Lorenzo Manchè published numerous medical papers and articles in international journals. Published the textbook *Ottalmologia in Quadri Sinottici* [A. Pugliesevich, Malta, 1885] that presented information on causes, symptomatology and therapeutics of eye disease in tabular format. The book received international acclaim and was used by medical students in many European Universities for a great number of years. Through public education, advocated personal hygiene for disease prevention and published for this purpose *Istruzioni popolari per difendersi dal Trachoma* [Malta, 1907]; *It-Trobbija tat-Tfal jew tuissijet għall ommijiet* [ProInfantia, Malta, 1907] and *Mard l Ghajnejn f'it-Trabi* [Moghdija taz-Zmien series No. 110, Malta, 1911]. Lorenzo Manchè represented Great Britain at the VI<sup>th</sup> International Congress of Ophthalmology [Milan, September 1800] where he was nominated to serve as secretary and read a paper entitled Commotion Rétinique. He was awarded



the P.E.P. by Pope Pius XI for his contribution in the organization of the 1913 International Eucharistic Congress. Also contributed in the social field and in 1919 was chosen to represent the Società Economica Agraria and the Unione Cattolica San Giuseppe at the National Assembly.

**References:** L. Borg Manchè: *The Ophthalmic Institute of Malta. The Manchè's philanthropic strategy to combat the spread of Trachoma in Malta*. The author, Malta, 1993; Portraits at the Medical School. *Maltese Medical Journal*, 1995, VII[2]:p.58; C. Savona-Ventura: Manchè, Lorenzo. *Maltese biographies of the twentieth century* [eds. M.J. Schiavone; L.J. Scerri]. PIN, Malta, 1997, p.382.

**Portrait details:** Painted by [?] Lazzaro Pisani [painting signed and dated but undecipherable]; donated by the Manchè family

## CARMELO MIFSUD

### Professor of Medicine

**Born:** 1860. **Education:** University of Malta; furthered education in several medical centres in Naples, London, Paris, Edinburgh, and Genoa; **Qualifications:** M.D. [Malta, 1883]. **Career:** *Government Health Service* – appointed visiting physician at the Central Civil Hospital [1902]. *University of Malta* – Professor of Medicine [1902-1924]. **Achievements:** active in politics, nominated to Senate to represent graduates in 1921 elections; Minister of Health 1923-1927.

**References:** A. Macmillan [ed.]: Biographical Notes – Malta. *Malta and Gibraltar Illustrated. Historical and Descriptive, Commercial and Industrial, Facts, Figures and Resources*. Collingridge, London, 1915, p.394; C. Savona-Ventura: Mifsud, Carmelo. *Maltese biographies of the twentieth century* [eds. M.J. Schiavone; L.J. Scerri]. PIN, Malta, 1997, p.405; Portraits at the Medical School. *Maltese Medical Journal*, 1998, VIII[2]:p.44.

**Portrait details:** bequeathed by Prof. Mifsud to University in 1944. Painted by Edward Caruana Dingli, 1922



## ALOYSIUS PISANI

### Lecturer of Medicine

**Born:** Vittoriosa, 1807; **died:** Valletta, 04/12/1865.

**Education:** University of Malta **Qualifications:** MD

[Malta, 1826]. **Career:** *Government Health Service:*

appointed Senior Surgeon at the Civil Hospital in Gozo

[1839-1850]; Senior Surgeon and Superintendent at

Civil Hospital in Malta [1850-1865]. *University of*

*Malta:* served as a lecturer. **Achievements:** Was a

dedicated respected physician who after his death was

honoured by the erection of a monument to his memory

in the Mall at Floriana in 1866. The memorial,

sculptured by G. Darmanin, consists of a marble bust,

mounted on a white marble column with a yellowish

base. The memorial reads “ALOISO PISANI E

CIVITATE VICTORIOSA OVI MELITAE CAVLIQVE

CIVILIBVS VALETYDINARIIS MEDICVS

PRINCIPALIS CVM LAVDE DIV PRAEF VIT –

MELITENSES ANGLIGENAEQVE CIVI DE PATRIA

BENEMERENTI ATQVE AMICO ERGO HOC

HONORIS MONVMENTVM POSVERE AN.

MDCCCLXVII – IN AECROTOS PAVPERESQVE

ANIMI PATERNI CRAVI FEBRE IMPETITVS

OMNIBVS ILLACRIMATVS DECESSIT PRID NON

DEC AN MCCCCLXV VIXIT ANNOS LVIII

M.V.D.XXI”

**References:** M. Galea: Dr. Luigi Pisani Monument. *Civilization. An Encyclopedia on Maltese Civilization, History and Contemporary Arts*. 1982, 1(3):p.66

**Portrait details:** Text on portrait reads: *Aloisius Pisani Melitae Ortus XI Annos Gaulone Medicinam Professus, Vallettam in Urben Totius Insulae Principem Accitus Officio Publicae Valetudini Tuendae Atoue idem Periculis de Medica Arte in Patrio Athaeneo Facie is Praeuit Quattuor Menses Bira per Totam Regionem lue Grassante parem se Mineri Praestitim Civbus sui frid non dec MDCCCLXV Desiderium fecit Anno Aetatis suae undesexagesimo*

**Bust details:** Sculptured by G. Darmanin in 1866; found at the Mall, Floriana





## SALVATORE LUIGI PISANI

**Professor of Anatomy, Midwifery & Gynaecology, and Surgery, and CGMO.**

*Born:* Vittoriosa, 27/05/1828; *died:* Zejtun, 27/10/1908.

**Education:** Lyceum, Malta; University of Malta; University of Edinburgh; also visited several medical centres in London, Paris, Berlin, Vienna, and Italy.

**Qualifications:** M.D. [Malta, 1850]; M.D. [Edinburgh, 1853]; L.R.C.P. [U.K., 1853].

**Career:** 1854 volunteered to serve as surgeon with British Army during Crimean War and worked with Florence Nightingale. Returned to Malta 1855 and continued to serve as medical officer in British Army until 1856. *Government Health Service* – had a very active medical serving as specialist accoucher and surgeon in the government hospital. In 1885 appointed to the post of Chief Government Medical Officer, retired 1902; *University of Malta* – Professor of Anatomy and Histology [1858-1875], Professor of Midwifery and Gynaecology [1858-1869], and Professor of Surgery [1869-1885]. **Achievements:** Published a number of treatises including *Ktieb il qabla* [Malta, 1883]; *Twissijiet fuq il mard tal-korla* [Malta, 1885]; *Fuq il mard tat-tfal u kif nilghulu* [Malta, 1885]; *Report on the Cholera Epidemic in the year 1887* [Malta, 1888]; also initiated the series of annual public health reports in 1896. Pisani was also a renowned numismatic and art collector publishing *Medagliere di Malta e Gozo dall'epoca Fenicia all'attuale Regnante S.M. La Regina Vittoria* [Malta, 1896] and bequeathed



his coin and medal collection to the National Museum in 1899. Appointed Companion of the Most Distinguished Order of St. Michael and St. George [C.M.G.] by Queen Victoria [1895].

**References:** C. Savona-Ventura: Pisani, Salvatore Luigi. *Maltese biographies of the twentieth century* [eds. M.J. Schiavone; L.J. Scerri]. PIN, Malta, 1997, p.455; Portraits at the Medical School. *Maltese Medical Journal*, 1998, VIII[1]:p.48. *Public Opinion*, 28<sup>th</sup> May 1895. **Portrait details:** Painted by Lazzaro Pisani, 1909; copy in Department of Health, Valletta

## ALPHONSE PORTELLI CARBONE

**Physician**

*Born:* 1863; *died:* 10/08/1932. **Education:** University of Malta; followed postgraduate studies in midwifery in the Rotunda Hospital of Dublin, Ireland; **Qualifications:** M.D. [Malta, 1883]; L.M. [Dublin, 1893]. **Career:** *Government Health Service* – visiting physician at the Central Hospital and the Infectious Disease Hospital; acting accoucher and gynaecologist at the Civil Hospital. Member of the Lunatic Asylum Board and the Prison Visitor's Board; district medical and sanitary officer. **Achievements:** during his stay in Dublin published a case report and discussion entitled *Acute Yellow Atrophy of the Liver in Pregnancy*; was the first practitioner to use the rock-oil treatment in Malta and introduced the use of anti-toxin treatment of diphtheria in Malta [1895]; referred young children bitten by rabid dogs for treatment by Louis Pasteur in Paris; during World War I appointed physician to French Navy and awarded Légion d'Honneur.

**References:** A. Macmillan [ed.]: Biographical Notes – Malta. *Malta and Gibraltar Illustrated. Historical and Descriptive, Commercial and Industrial, Facts, Figures and Resources*. Collingridge, London, 1915, p.395; C. Savona-Ventura: Portelli Carbone, Alphonse. *Maltese biographies of the twentieth century* [eds. M.J. Schiavone;



L.J. Scerri]. PIN, Malta, 1997, p.460; Portraits at the Medical School. *Maltese Medical Journal*, 1998, X[2]:p.5. *The Daily Malta Chronicle and Garrison Gazette*, 12<sup>th</sup> February 1895.

**Portrait details:** Painted by Mascare Souville, 1924; Text on portrait reads: *MELITENSIS PRIMUS "LEGIONS HONORIS" CRUCE CONDECORATUS-INTER EQUITES CORONAEITALIAE, ADLETUS-PUBLICAE GALLIAE INSTRUCTIONIS "OFFICIALIS-SALUTAU N AERTEM IN MELITENSI ATHENAEO DOCUIT-IBIQUE IN QUINQUE MEDICINAE DISCIPLINIS QUAESITOR-MORBI "ENCEFALITIS LETARGICA" NUNCUPATI NATURAM ANNO 1920 INVENDIT-ECUSDEMQUE SPECIMEN EULGAVIT 1922*

## LUIGI PREZIOSI, SIR COUNT

### Professor of Ophthalmology

**Born:** Sliema, 29/07/1888; **Died:** 30/07/1965.

**Education:** Flores College (Maġ'a); University of Malta [1904-10]; postgraduate studies in Oxford and Rome.

**Qualifications:** B.Sc. [Malta, 1907]; M.D. [Malta, 1910]; D.O. [Oxon, 1920];

**Career:** *Government Health Service:* During World War I served as medical officer in the RAMC; World War II served as Ophthalmic Surgeon and consultant to the Services. Appointed Assistant to Ophthalmic Surgeon and subsequently Ophthalmic Surgeon [1924]. *University of Malta:* Professor of Ophthalmology [1924]. Served on the General Council of the University. **Achievements:** Preziosi described his famous ophthalmic operation for glaucoma published in the British Journal of Ophthalmology in September 1924, and had the opportunity to discuss the surgical technique in several international medical fora including the Italian Society of Ophthalmology (Rome, Italy, 1924), the Florence Congress (1939), and the International Congresses of Ophthalmology held in Amsterdam (1929), London (1950) and New York (1954). The operation was also discussed at the Irish Ophthalmological Society (1956). He represented the Faculty of Medicine in the University Council and served as President of the Camera Medica. He was also actively involved in Maltese Politics first in the interest of the U.P.M., later in the interests of the National Party until 1949; elected Senator in the 1927 legislature; President of Senate [1932]; President of National Congress to draft new Constitution [1944], President of National Assembly [1945]. Also served as President of the Committee of Privileges of the Maltese Nobility [after 1959]. In 1948 was created Knight Bachelor and in 1956 Knight of Magistral Grace of the Sovereign Military Order of Malta. After his death was honoured by the erection of a monument to his memory in the Mall at Floriana.

**References:** Preziosi, the Most Noble Count Prof. Sir Luigi. *Malta Who's Who 1965. A Biographical dictionary*. Progress Press, Malta, 1965, p.196; Portraits at the Medical School. *Maltese Medical Journal*, 1995, VII[1]:p.62; J. Sammut, M. J. Schiavone: Preziosi, Sir Luigi. *Maltese biographies of the twentieth century* [eds. M.J. Schiavone; L.J. Scerri]. PIN, Malta, 1997, p.462-463.

**Portrait details:** painted by Edward Caruana Dingli, 1939

**Bust details:** found at the Mall, Floriana





## CARMELO SAMMUT

### Professor of Anatomy and Pathology

**Education:** University of Malta. **Qualifications:** M.D. [Malta, 1883]. **Career:** *Government Health Service* – appointed pathologist to the Government Hospital [1901]. *University of Malta* – Professor of Descriptive Anatomy, Histology, and Pathological Anatomy 1894-1920. **Achievements:** published jointly with J. Caruana Scicluna *Report on the result of a mission to Oporto* [Malta, 1900].

**References:** Portraits at the Medical School. *Maltese Medical Journal*, 1997, IX[1]:p.46.

**Portrait details:** Painted by Edward Caruana Dingli, no date



## GIUSEPPE BATTÀ SCHEMBRI

### Professor of Midwifery and Gynaecology

**Died:** 02/01/1904. **Education:** University of Malta. **Qualifications:** M.D. [Malta, 1862]. **Career:** *Government Health Service* – Surgeon in charge of the Lying-in and Gynaecological Wards in the Central Civil Hospital; Member of the Professional Board of the Lunatic Asylum; Member of the Medical Board. *University of Malta* – Professor of Midwifery and Gynaecology 1880-1904. **Achievements:** accredited with the first Caesarean section on live woman – *Prima Operazione Cesaree Madre e Bambino Vivi* [Rivista di Ostetricia e Ginecologia, Torino, 1891] and the first laparotomy for ovarian cyst – *Due Casi di Sezione addominale seguiti da guarigione* [Rivista di Ostetricia e Ginecologia, Torino, 1891], another abdominal operation was performed in November 1902; published midwifery lectures notes in English and Maltese for use by midwives – *The Midwife's Guide Book* [Malta, 1896] *Tagħlim għal l-Istudenti ta' l-Iskola tal-Kwiebel ta' l-Isptar Centrali* [Malta, 1897]; was responsible for the Regulations pertaining to midwifery practice published in 1899. In 1881 commissioned a set of eight paintings showing oriental costumes from Giuseppe Calì.

**References:** C. Savona-Ventura: *The history of Maternity Care in the Maltese Islands*. ASMMH, Malta, 2003, p.89; Portraits at the Medical School. *Maltese Medical Journal*, 1997, IX[2]:p.58.

**Portrait details:** Painted by Giuseppe Calì, dated 1921



## GEORGE P. XUEREB

### Professor of Pathology; Rector of University

*Born:* Valletta, 06/07/1922; *died:* 06/11/1992.

**Education:** Lyceum [1933-38]; University of Malta [1939-46]; University of Oxford [Rhodes Scholar] to further training in pathology [1946-48, 1951-53]; University of London [1949]; **Qualifications:** Ph.C. [Malta, 1942]; B.Sc. [Malta, 1944]; M.D. [Malta, 1946]; B.Sc. [Oxon, 1948]; D.Phil. [Oxon, 1953]; D.C.P. [U.K., 1949]; F.C.Path. [U.K., 1963]; D.Litt. (*honoris causa*) [Malta, 1992]. **Career:** Worked as Asst. Pathologist at Radcliffe Infirmary, Oxford [1946-48] and Research Asst. Nuffield Department of Surgery, Oxford [1951-53]. *Government Health Service* – Appointed Senior Pathologist [1953-82]. *University of Malta* – appointed Professor of Pathology [1953-1982]; Served as dean to the Faculty [1954-63] and coordinator of medical studies [1977-79]; University Rector [1982]. **Achievements:** World War II served in Royal Malta Artillery and awarded the Africa Star, the War Medal, and the Victory Medal. Corresponding member of the Association of Clinical Pathologists and member of the British Medical Association. Awarded D.Litt (*honoris causa*) by the University of Malta in 1992.

**References:** Xuereb, Prof. George Peter. *Malta Who's Who 1965. A Biographical dictionary*. Progress Press, Malta, 1965, p.254; C. Savona-Ventura: Xuereb, George P. *Maltese biographies of the twentieth century* [eds. M.J. Schiavone; L.J. Scerri]. PIN, Malta, 1997, p.573.

**Portrait details:** Painted by Raymond Pitrè, 1995



## PIETRO XUEREB

### Professor of Physiology and Medicine

*Born:* 1886; *died:* 25/07/1963. **Education:** University of Malta; **Qualifications:** B.Sc. [Malta]; M.D. [Malta, 1910]. **Career:** *Government Health Service* – Medical Officer in charge of X-rays [1911-1914]. *University of Malta* – Professor of Physiology [1926-1939]; Professor of Medicine [1938-1946]. **Achievements:** nominated M.B.E. [1919], O.B.E. [1928], C.B.E. [1941], C.M.G. [1945]; made officer of the Crown of Italy for services after earthquake in Calabria, Sicily.

**References:** Portraits at the Medical School. *Maltese Medical Journal*, 1992, IV[1]:p.44; C. Savona-Ventura: Xuereb, Pietro. *Maltese biographies of the twentieth century* [eds. M.J. Schiavone; L.J. Scerri]. PIN, Malta, 1997, p.576.

**Portrait details:** Painted by Louis Naudi, dated 1970





## TEMISTOCLES ZAMMIT

### Professor of Chemistry, Rector


**Born:** Valletta 30/09/1864, **died:** 02/11/1935.  
**Education:** Lyceum, University of Malta; specialised in bacteriology in London and Paris. **Qualifications:** M.D. [Malta, 1889]. **Career:** *Government Health Service* – 1890 appointed government analyst with the department of health. *Government Civil Service* – 1903 appointed curator and later (1924) director of the National Museum. *University of Malta* – 1897 appointed university examiner in physics; 1905-20 appointed Professor of Chemistry; 1920-1926 served as University Rector. **Achievements:** 1903 devised a method for the isolation of the Mediterranean Fever microbe from patients' blood; 1904 nominated Maltese representative on the Mediterranean Fever Commission and identified the goat as the primary source for the infection. He published a number of papers relating to medicine. He also was a co-founder of *La Rivista Medica*. In archaeology, Zammit was to carry out important excavations at Hal Saflieni Hypogeum and Tarxien Temples where he identified the Tarxien Cemetery phase datable to the Bronze Age. He wrote extensively (about 44 publications) about his findings at these sites and about other archaeological sites in Malta; besides publishing an overview of Maltese history "*Malta – The Islands and their History*" [A.C. Aquilina, Malta, 1926]. He also contributed to Maltese literature writing a series of short stories in *Il-Malti* often with folkloristic elements. He also wrote a geography book in Maltese entitled "*Taghlim fuq id-Dinja*", and a study about the sociological and geographical expansion of Sliema "*Tas-Sliema u San Giljan*" [Malta, 1930]. He served on a number of government boards and commissions. In 1911 was nominated Commander of the Order of St. Michael and St. George; 1920 awarded the Mary Kingsley Medal; 1920 awarded a D.Litt. (*hon. causa*) from the University of Oxford; 1930 created Knight Bachelor by King George V.

**References:** C. Briffa, G. Lanfranco: Zammit, Temistocles. *Maltese Biographies of the twentieth century* (eds. M.J. Sciafone, L.J. Scerri). PIN, Malta, 1997, p.586-587; H.V. Wyatt: Sir Temistocles Zammit. His honours and an annotated bibliography of his medical work. *Maltese Medical Journal*, 2000, 12(1,2):p.27-30

**Portrait details:** held at the Office of the Rector of the University of Malta

**Bust details:** Plaster bust, undated held by the Medical School

**Personal artifacts:** Two certificates, two clinical bags and minor surgical instrument set belonging to Prof. Zammit



## OSCAR ZAMMIT

### Professor of Midwifery and Gynaecology

**Born:** Valletta, 07/12/1911; **died:** 06/05/1963.

**Education:** University of Liverpool for technical training for managing the Department of Fisheries; University of Malta; specialised in obstetrics and gynaecology. **Qualifications:** M.Sc. (Biology) [Liverpool, 1936]; M.D. [Malta]; F.R.C.O.G. [U.K.].

**Career:** *Government Health Service* – senior accoucher [1954-1963]. *University of Malta* – demonstrator in obstetrics and gynaecology, eventually appointed Professor of Midwifery and Gynaecology [1954-1963].

**References:** C. Savona-Ventura: Zammit, Oscar. *Maltese biographies of the twentieth century* [eds. M.J. Schiavone; L.J. Scerri]. PIN, Malta, 1997, p.585; C. Savona-Ventura: *The history of Maternity Care in the Maltese Islands*. ASMMH, Malta, 2003, p.91-92.

**Portrait details:** Painted by Raymond Pitrè, undated



## JOSEPH V. ZAMMIT MAEMPEL

### Professor of Medicine

**Born:** Naxxar 24/09/1912, **died:** 17/04/2001.

**Education:** Lyceum; Royal University of Malta.

**Qualifications:** PhC [Malta, 1933]; MD [Malta, 1937]; MRCP [U.K., 1946]; FRCP [U.K., 1965]. **Career:**

joined the Medical & Health government services and the academic body of the Faculty of Medicine & Surgery eventually becoming Professor and Clinical Head of Medicine 1967; retired 1973. **Achievements:** served in various posts on the government medical and university boards. Published a large number of significant medical publications, with particular reference to diabetes. Nominated knight of the Military and Hospitaller Order of St. Lazarus of Jerusalem in 1966 and eventually knight commander in 1979; served as Hospitaller to the Grand Priory of the Maltese Islands.

**References:** G. Lanfranco: Zammit Maempel, Joseph Victor: *Maltese Biographies of the twentieth century* (eds. Schiavone M.J., Scerri L.J.). PIN, Malta, 1997, p.592-593

**Portrait details:** Painted by Raymond Pitrè.





**Any teaching institution is as strong as its teachers. The Malta Medical School has a three century continuous history of excellence in the field of medical education being set up originally by Grandmaster Fra' Nicolas Cotoner in 1676 as a School of Anatomy and Surgery and formalised as a university faculty by Grandmaster Fra' Manuel Pinto de Fonseca in 1771. Throughout the years the Faculty has been served by a series of personalities who have given a sterling contribution to maintaining the standards of medical care on the Maltese Islands. Besides giving an outline of the history of the Faculty of Medicine and Surgery in Malta and the teaching aids used in medical education; this book catalogues the various paintings and sculpture busts of several personalities held by the Medical School. It gives a biographical outline of each personality with the aim of providing a better appreciation of each individual's contribution to medical education and progress in Malta for in the words of the fourteenth century surgeon Guy de Chauliac "We are like children standing on the shoulders of a giant, for we can see all that the giant can see, and a little bit more".**



**Faculty of Medicine & Surgery,  
The University of Malta**

ISBN 978-99932-0-536-4



**9789993205364**